K-BUS 0-10 □

0-10 C A 1.1

A -07/10.



/ B

注意事项

布或具挥发性的试剂擦拭设备；

3、不要使用湿

4、请勿自行

拆卸本设备

..... 1

..... 2

..... 4

3.1. 4

3.2. 4

..... 6

4.1. 6

4.2. 10

4.3. 12

4.3.1. 13

4.3.2. 16

4.4. 21

4.4.1. : 24

4.4.1.1. D 24

4.4.1.2. 25

4.4.1.3. 27

4.4.2. : 29

4.4.3. : 32

4.4.4. : 34

4.4.5. : 36

4.4.6. 37

4.5. 38

4.5.1. 45

4.5.1.1. 47

4.5.1.2. 50

4.5.2. /C 52

4.6. 60

4.6.1. -- 61

4.6.1.1. A 66

4.6.1.2. 72

4.6.2. -- / 73

4.6.2.1. A 82

4.6.2.2. 89

4.6.3. -- 91
4.6.3.1. A 95
4.6.3.2. 101
4.6.4. 101
4.7. 102
4.7.1. /C 106
4.7.1.1. 2 - / 108
4.7.1.2. C , ... 113
4.7.1.3. C 115
4.7.1.4. 3 , ... 117
4.7.2. 122
4.8. 124
..... 126
5.1. 126
5.2. 127
5.3. 130
5.4. 134
5.5. 139
5.6. 144
5.7. 146

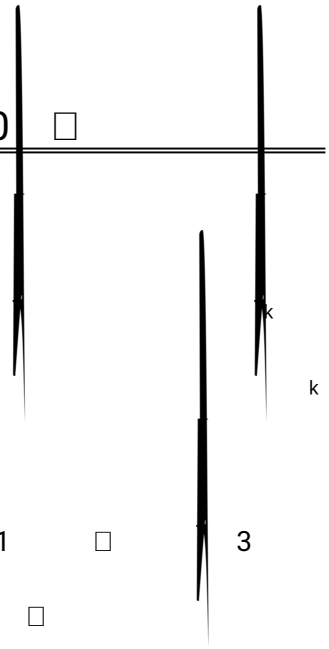

0-10 □ □ □

230 0-10 □ k

□ k

0-10 □ □ □ 0 1 □ 3

□ □ □

□ k

(□ k

□ □ □ □

□ □ □ k

0-10 □ □ □

k

0-10 □ □

- 2 □
- □ □ □ k ! ! □

  ! !
- □ □ □ 2 □ 2

  4
- 2 0-10 □ □
- □ □ 3 □ □□ ! ! ! !
- □ 2 4 □ □2 (2)□

  (2) (3)□ / / ! □ !
-
-

	21 30 □
	43.0 /24 □ 3 .0 /30 □ □ 1 . /24 □ 13.0 /30 □ □
	3 0 □ □
5 □	230
□	10
2 0-10	0-10 □
	10
2	10
... + 4	
	□ /□ □□ 0.
	0. -2. ^{2} 0.4 -
	- , , , +4 ,
	-2 , , , + , -2 , , , + 0,
	3% □
3 □ 0 1	
2 Ô 0 Ô 4	
0.3	

□

	2300	30000
	2300	000
	2300	000
	2000	000
	2300	000
	2000	000
	1000	000
□ 2 0 /120 □	4 0	30000

□ □ □ □ □

□ k □ □ □

□ k

□

-0 /10.	123	2 0	2 0	2 0

3.1.

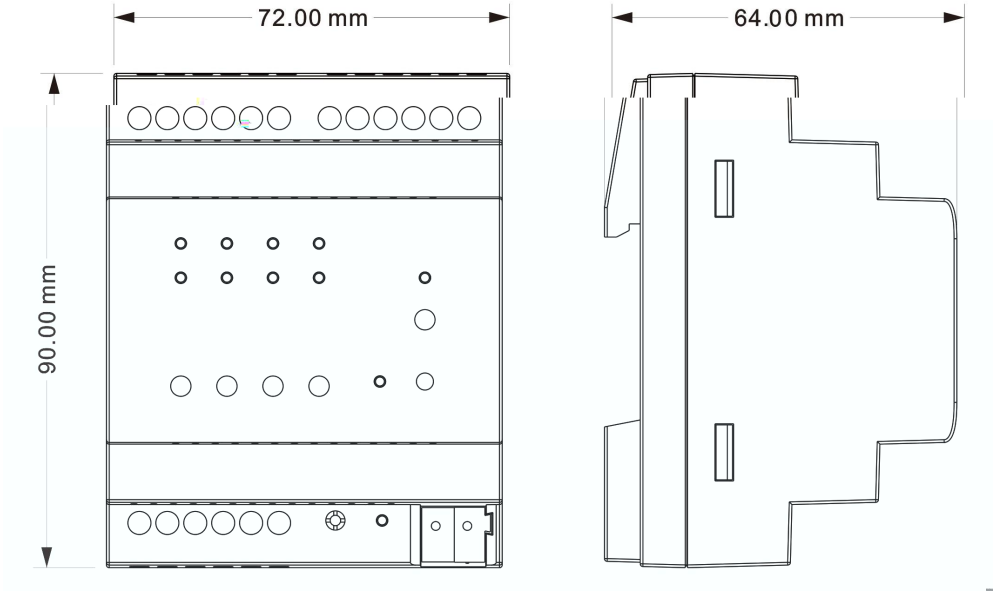
72.00 mm
64.00 mm
90.00 mm

3.2.

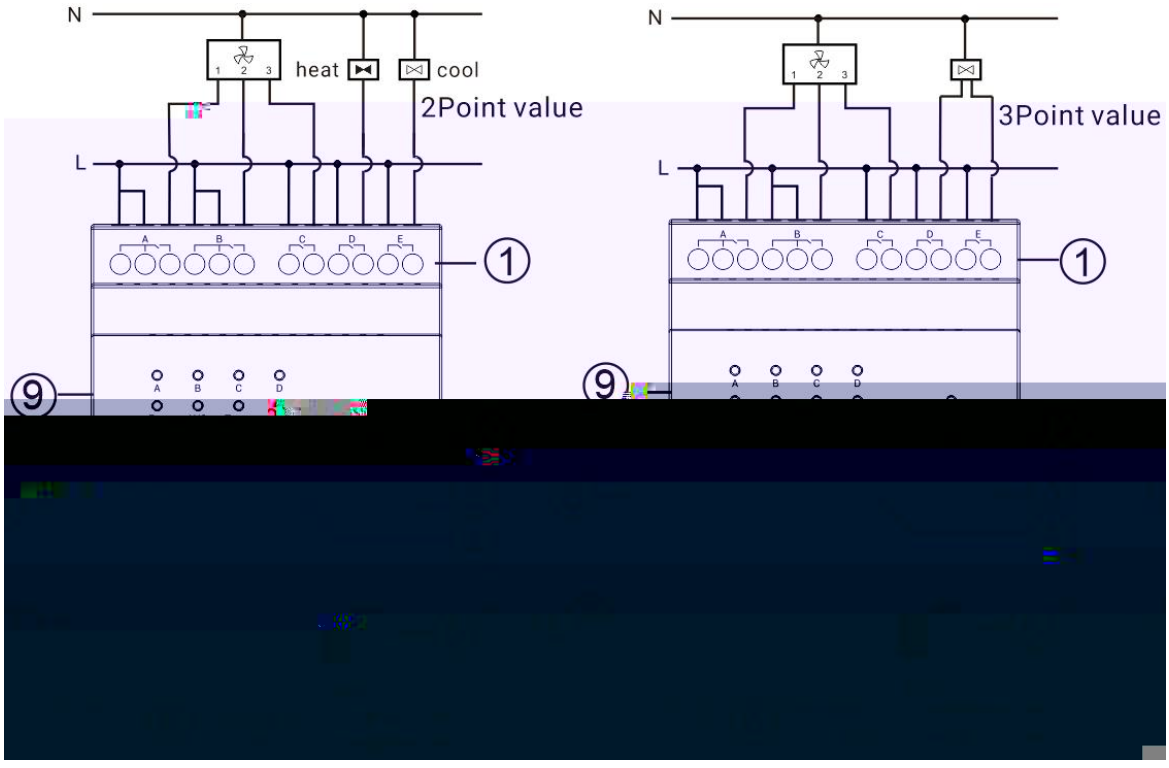
N
heat
cool
2Point value
L
A
B
C
D
E
1
9
N
3Point value
L
1
9

GVS K-BUS / 0-10 □

F □ □ (/ /) ! (□) □

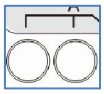

□ □ 2 □

F / □ 1 □ □

ϟ □ □

ϟ □ □ □

ϡ □

ϡ □ 10 □

Ϣ 0-10 □ □ ! □

Ϣ □ □ □ □ □ □

□

1) □

□ k

□ □ □

2) □

□ □ □

3) □

/ □

4) □

/ □

ϥ □ □ □ □ □ □ □ □

□ □ □ --□ 1□ --□ 2□ --□ 3□

/ □ / □ -- □ -- □ -- / □ -

.□ □ □ k

□ 4 □ 4 □ 3

□ k

4.1.

0-10 □ k □

k

KNX Data Secure

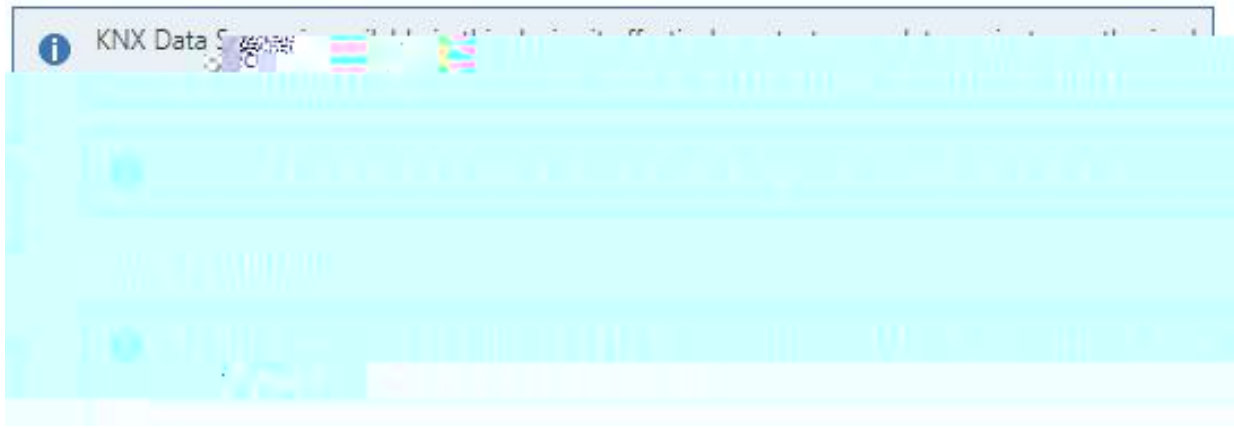

4.1 (1)

□ 4.1(1) □

KNX Data Secure is available in this device,it effectively protects user data against unauthorised access and manipulation by means of encryption and authentication for the installation.

ETS can active or deactive security function.Detailed specialist knowledge is required.

□ □ k

k k

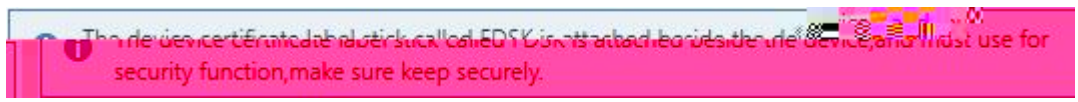

□ □ k

□ □ □ □

❖ □ □ □ □ □ □ k

□ □ □ □

□ □ k

❖ □□ □ k □ □ □

□ □ □ □

✧ □ □ □ □ 4.1 (2) k

□ □ k

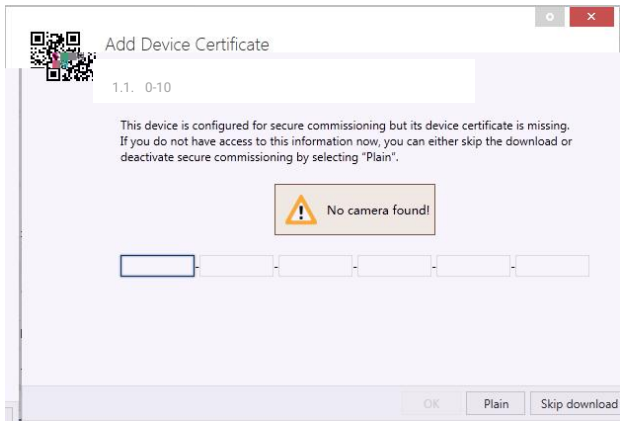

4.1(2)

✧ □ □ k

□ □ □ □ 4.1(3) k

□ □ □ 4.1(4) k

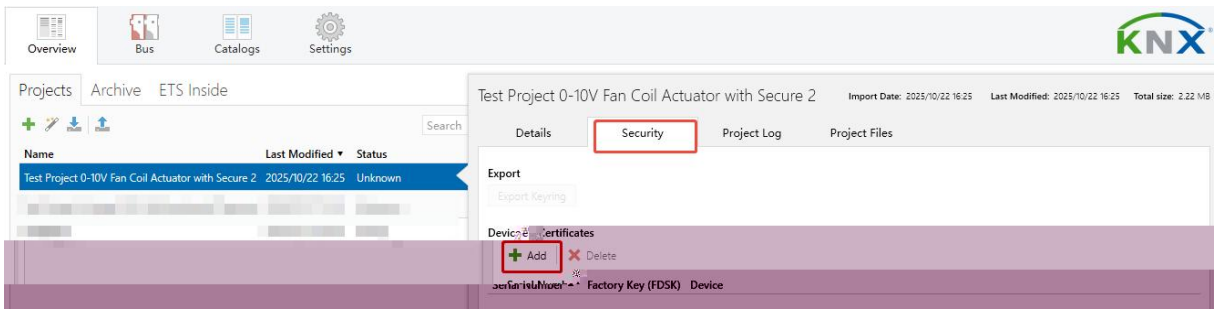

4.1(3)

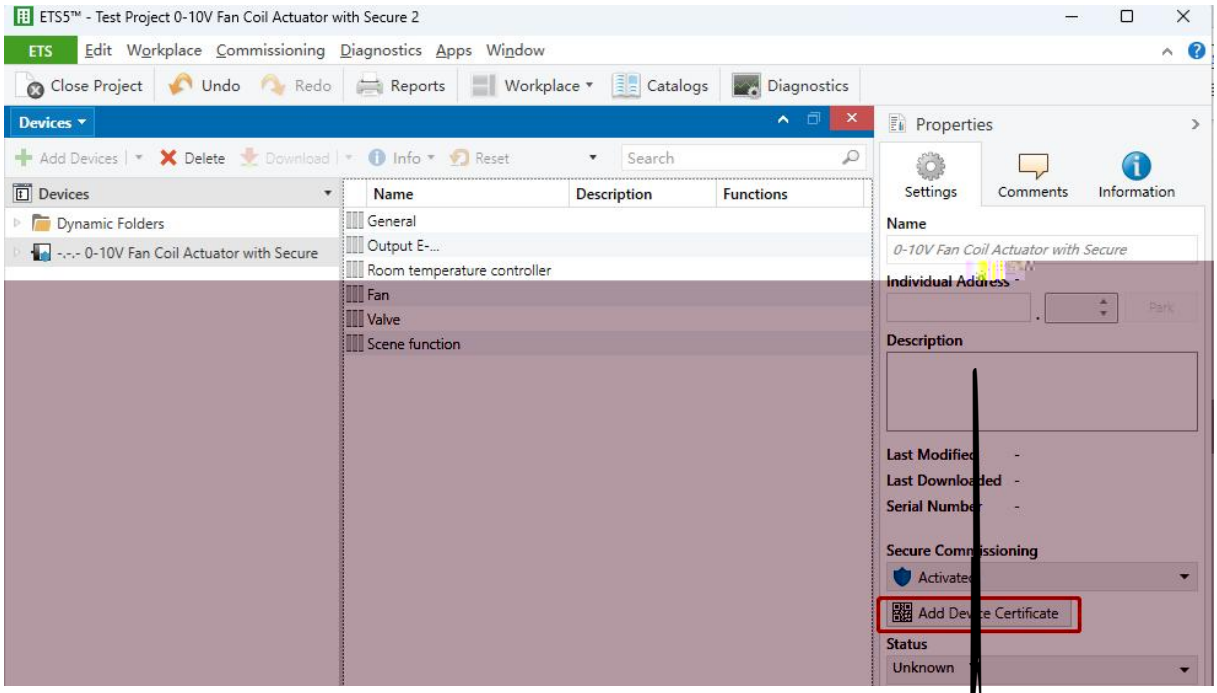

4.1(4)

✧ □ k

D □ k

□ □ □ 4.1( ) k

□ □ □ □ □ k

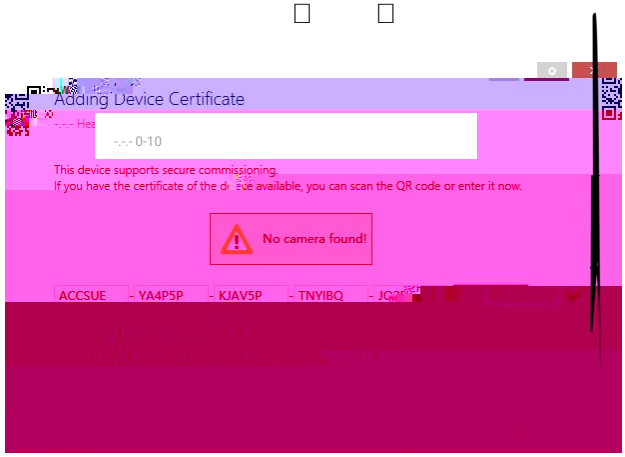

4.1( )

□

□ k □ □

4.1( ) □ □ □ □

□ □ □ □ □ 4.1( ) □□

k

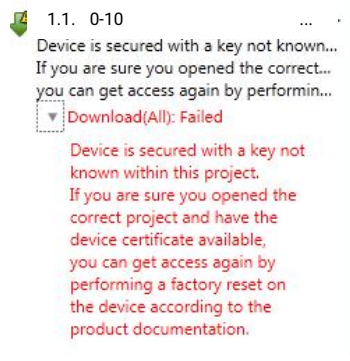

4.1( )

□ □ □

□ D k

□ □ k

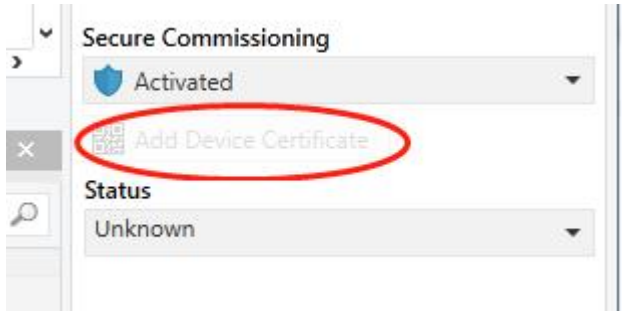

4.1( )

□

□ 4.1( )□ . k

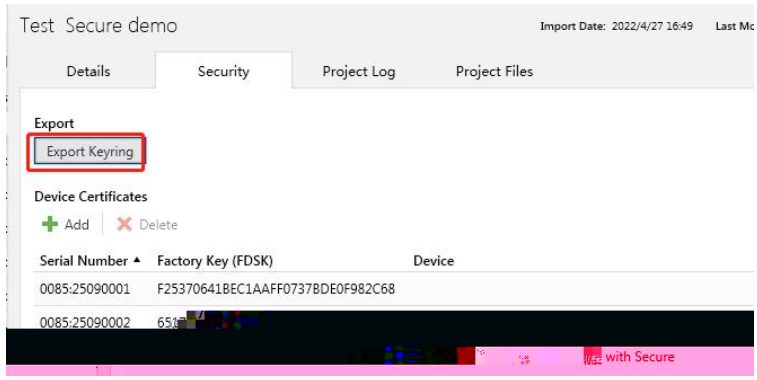

4.1( )

□ B □ □ □, k

4.2.

4.2 □ k

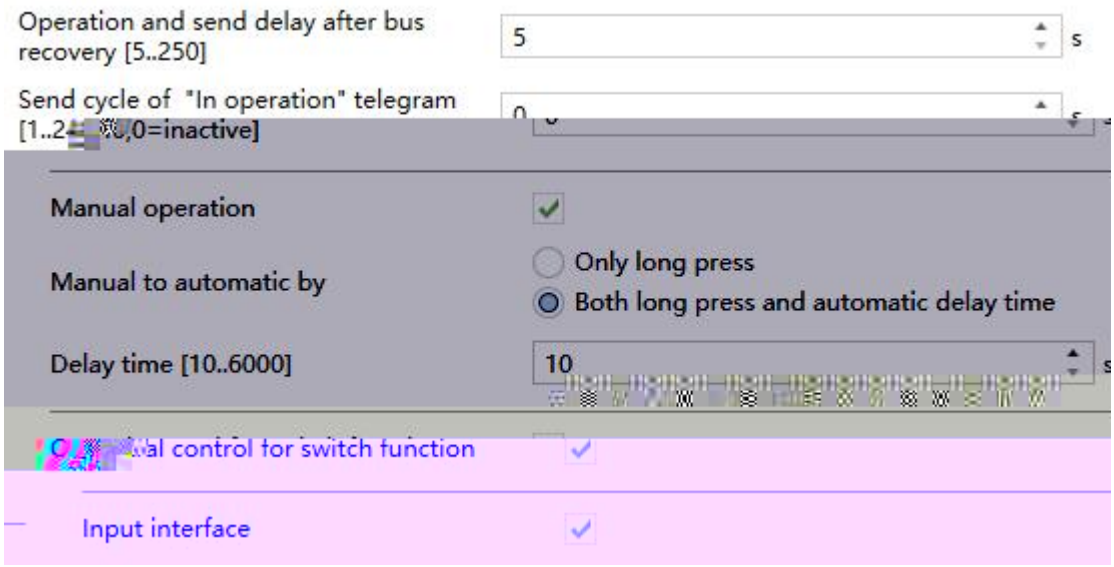

4.2

5..250

□ k □ □

□ □ k □

□ k

k □ 3 k

k

□ □ □ □ □ **k**

(1..240 , 0 =):

k

0 □ k

0 □ □ 1□ k

□ □ **1...240 □0=**

□ k

□ □ **k**

k

□ □

k □ □

B

□ / □ □ k

□ / □ □

□ □ □ □ □

□ k □ □ k

D *1 10...6000

k □ □ **10..6000**

C

k

□ □ □

k

k k 4.3.

4.3.

4.3

(=1, 2)

□ k □ □

D

(C 10)

B : □

B : □

B : **(14)** □

□ □ k

□ ! ! □ / □ / □ □ □k

k

4.3.1.

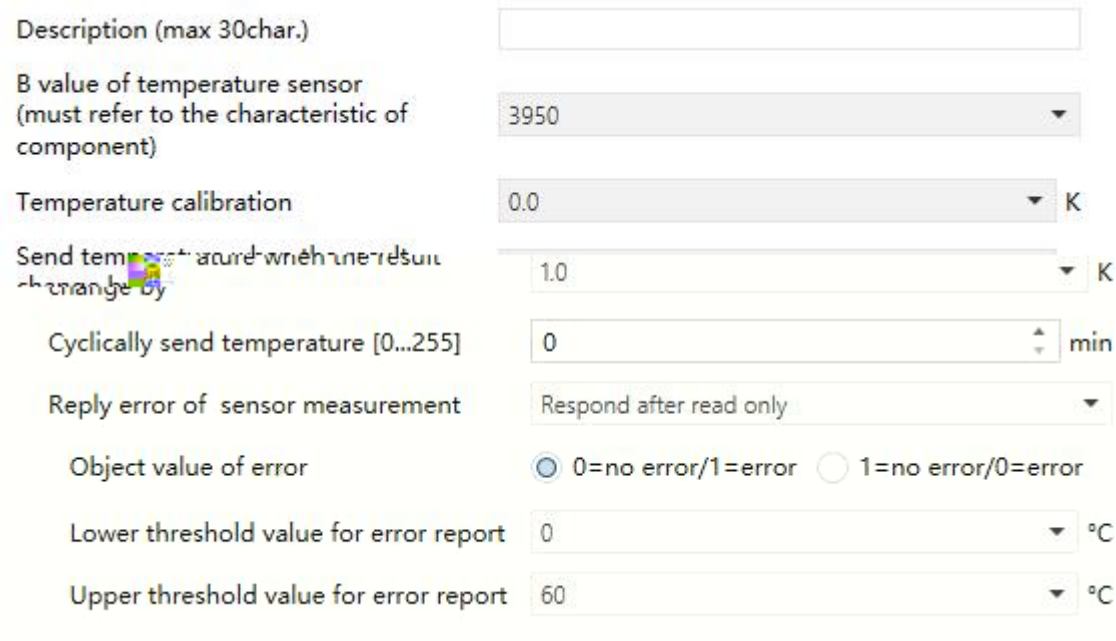

4.3.1

D (30 .)

k

B ( )

k □ □

3275

3380

...

4200

□ □ □ k **B** □

k

□ □ k

□ □

-5.0

...

0.0

...

5.0

□ k k

□ □

D

0.1

0.2

0.3

0.5

1.0

...

10.0

C 0..255

k 0 k □ □**0..255**

□ k □ □

□ k

□ □

□ □

, k

□ □ ,

k

k

, ,

k □ □

0= /1=

1= /0=

0 /1 □ 0□ 1 k

1 /0 □ k

• •

k □ k

□ □ **10 C / 5 C / 0 C / -5 C / -10 C / -20 C**

• •

□ k □ □ □ k

□ □ **40 C / 45 C / 50 C / 55 C / 60 C / 70 C**

4.3.2.

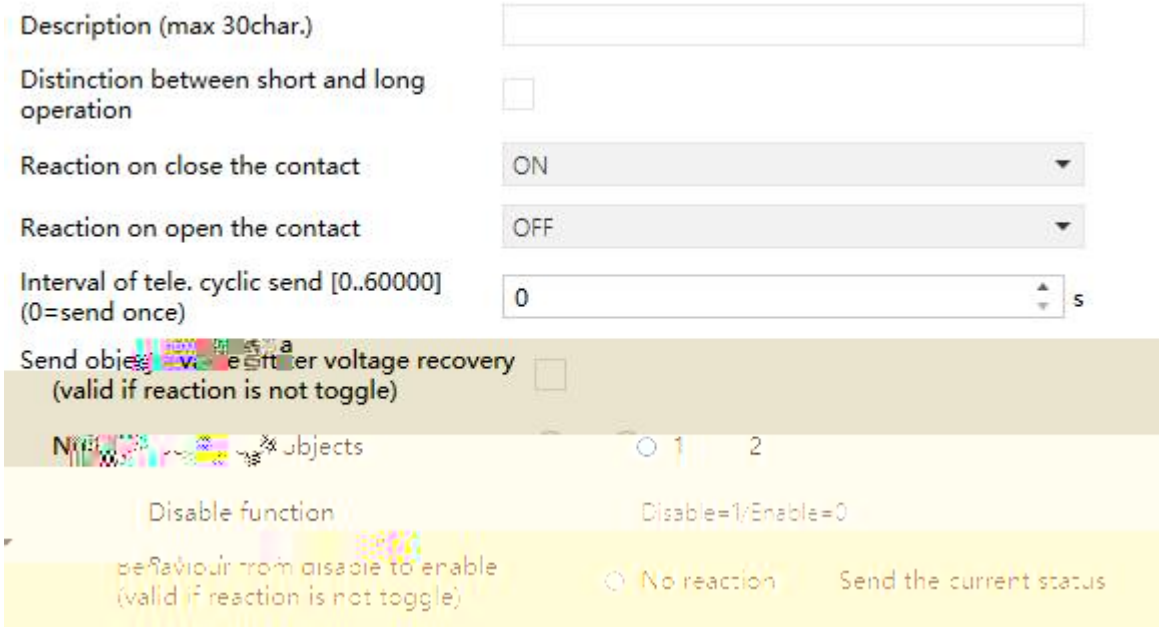

4.3.2(1)

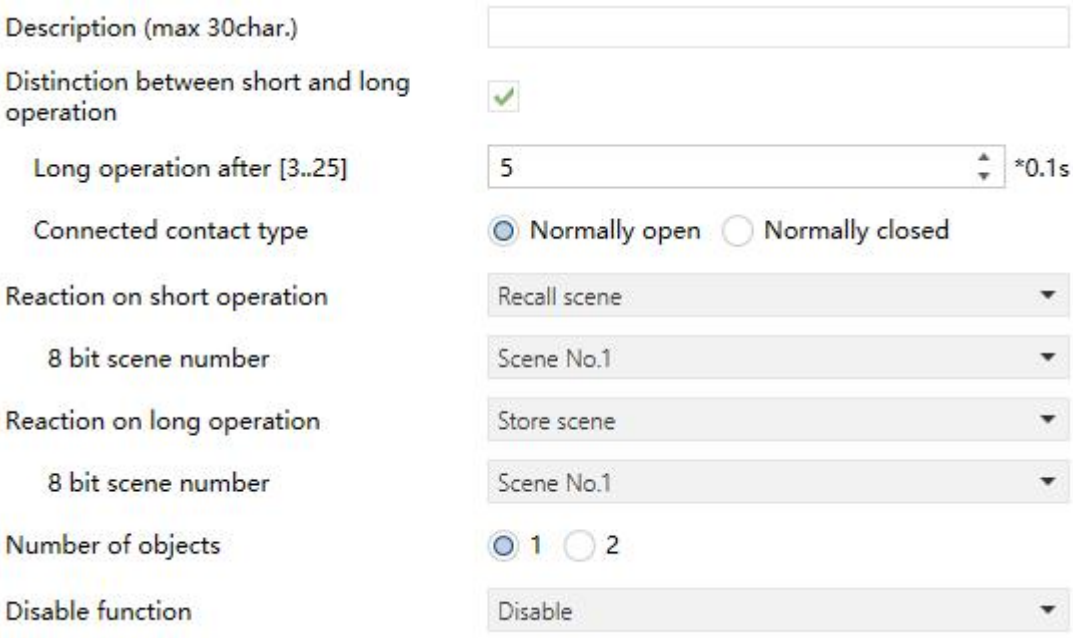

4.3.2(2)

4.3.2(3)

D (30 .)

□ 30 k

D

k

3..25

/ □ k □

□ k □ □**3..25 *0.1**

C

/ k k □ □

B : , □ k

/

/ □ □ k

k □ □

□ k

□ k

□ k

□ k

• • /

/ □ □ k

k □ □

• • . 0..60000 (0=)

/ k k □ □ 0..60000 □ 0

• • ( )

/ □ □ □ k

B : , □ k

• • /

/ □ □ k

k □ □

• • /

/ □ □ k

k □ □

• • 8

□ k

□ □ .1 64□ 0 63

B : (14) , □ k

• • /

/ □ □ k □ □

• • /

/ □ □ k □ □

• • (14)

□ k k

• •

/ □ k

/ / □

k / 1 2 k □ □

1

2

D

□ k / k

□ □

D

D =1/ =0

D =0/ =1

B ( )

/ k □

□ □ k □ □

4.4.

4.4 k □ □

k

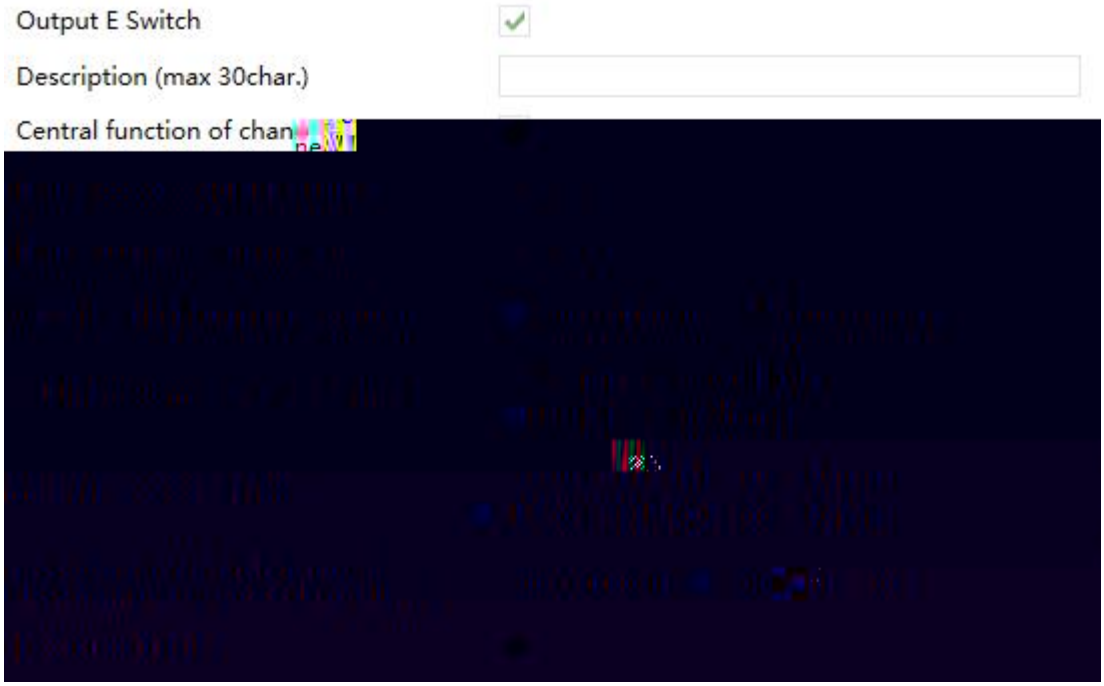

4.4(1)

(=A/B/C/D)

k

□ □

D (. 30 .)

□ 30 k

C

k

□ k

,

k □ □

C

C

A

□ k

□ k

□ k

□ k

,

k □ □

C

C

□ k

□ k

□ k

A ,

□ k □ □

C

A

□ □ k

□ □ , k

□ □ k □ □

□

□ k

□ □

k

:

k □ □

0= ; 1=

1= ; 0=

0 1 □ 0 □

1 k

1 0 k

□ □ □ □ □

k

"1"("0")

□ k 0

□ □ 0 □ k

□ □

C

C

□ 1 □ □ 0 □ k

□ 1 □ □ 0 □ k

□ 0 □ 0 □ k

□ □

□ 4.4(2) k

Function of "Time" □

Function of "Logic" □

Function of "Scene" □

Function of "Forced" □

Function of "Operation hours counter" □

4.4(2)

4.4.1. :

4.4(2) □ 4.4.1 □

□ □ □ □ □

k

□ k □ □

D

4.4.1.1. D

□ 4.4.1.1 k k

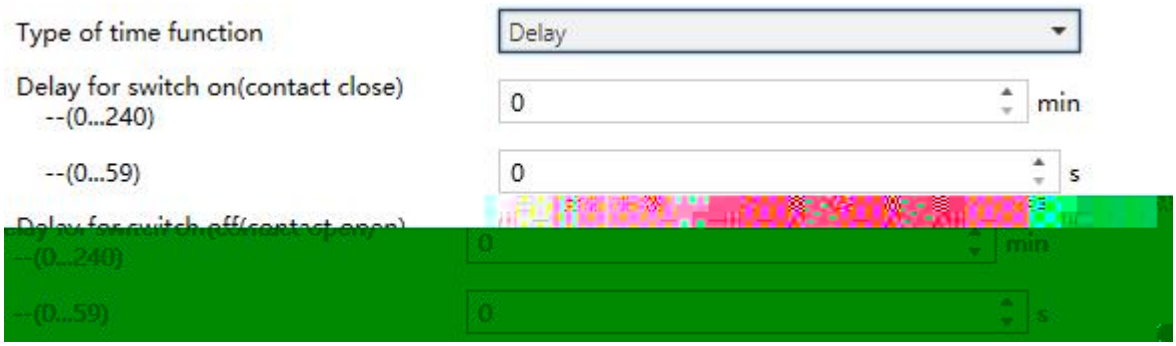

4.4.1.1 -

D ( ): (0...240)/ (0...59)

k □ □ **0...240 /0...59**

□ k

D ( ): (0...240) / (0...59)

k □ □ **0...240 /0...59**

□ k

□ □ k

4.4.1.2.

□ 4.4.1.2 k k

4.4.1.2 -

□ □ □

( ) ( ) k □

□ □

k

D ( ): (0...240) , (0...59)

□ k □ □

0...240

0...59

D ( ): (0...240) , (0...59)

□ k □ □

0...240

0...59

□ □ k □ □

□ k k

- 1...255 □0=

□ 1 2 □0 k / k

□ □ **0...255**

k □ □

C

C

k □ □

1 , 0

0 , 1

0/1 ,

1 □ 0 □ 1 □ 0 □ k

0 □ 1 □ 0 □ 1 □ k

0/1 □ □ 0 1 k □

□ k

4.4.1.3.

□ 4.4.1.3 k

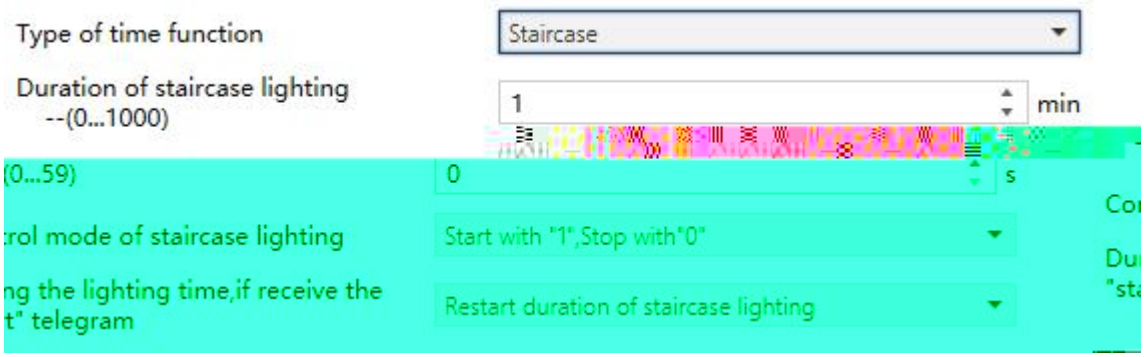

4.4.1.3 -

□ □

k

D --(0...1000) --(0...59)

k □ □

0...1000

0...59

C

, k □ □

"1", "0"

"1", "0"

"0/1",

"1", "0"

1 , 0 □ 1 □ 0 □

□ k

1 , 0 □ 1 □ 0 k

0/1 , □ 0 1 □ □

k

1 , 0 , 1 □ 0 k

D , □ □

□ □

" "

□ □

□ □ k

□ □

□ k 0

□ 20 □ □ 40+ 0 100 □ 100
□

k □ □ k

□ ,

k

4.4.2. :

4.4(2) □ 4.4.2 k

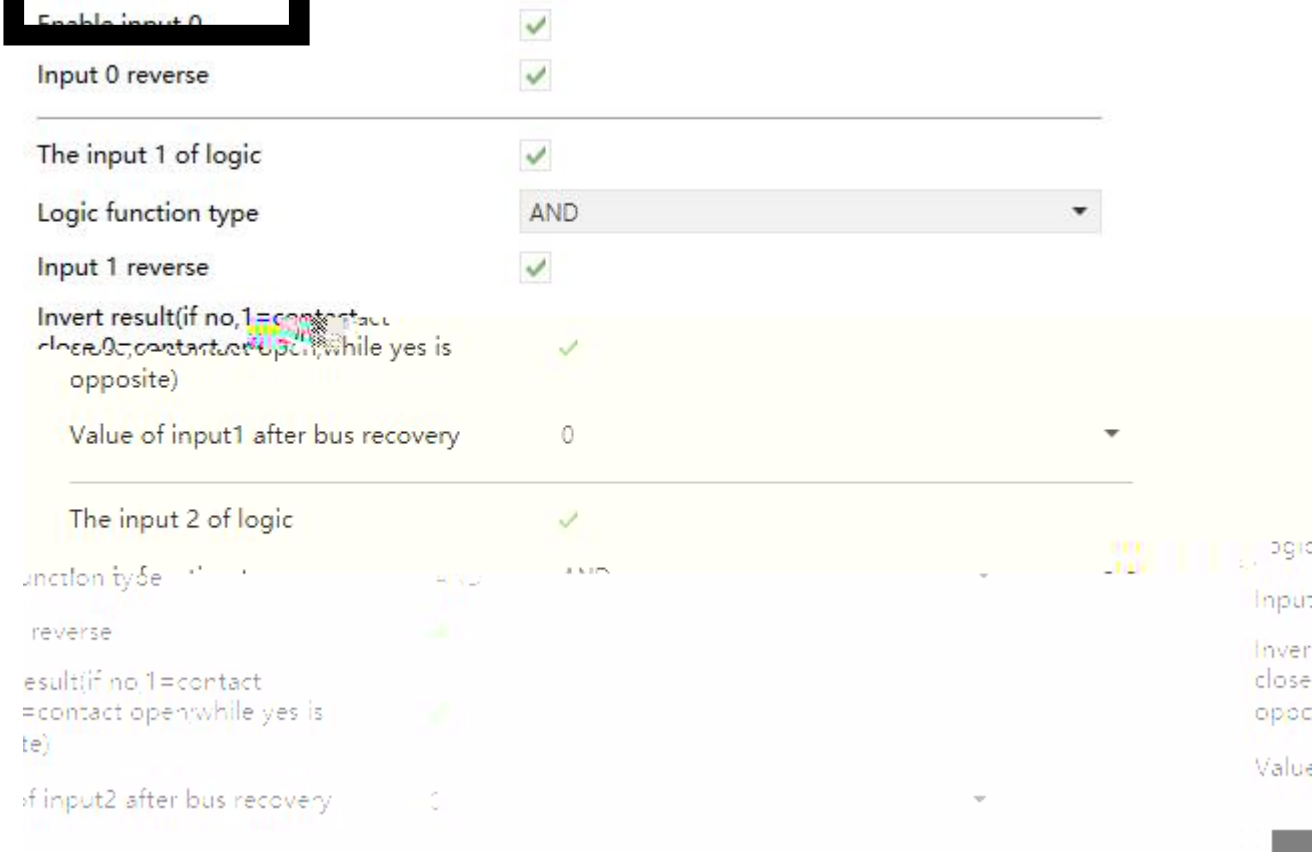

4.4.2 □

□ 2

k

□ □

□ 1 □ □ 0 □ k

1 □ 2

k □ □

k

0

0 k 0 k

0 □ □ □ □ □ □ □ Ô

0/1/2

0/1/2 □ □ □

k

	0 0 1 1		0 1		0 1	□ □1 □□ □ □ □ k

□

1 ! **1** □ **2**

□ k

2 ! □ k

3 ! □ □ k

4 ! **(A)** □ □ □ k **1** □ **0**

□ **2** k

(,1= ,0= ;)

□ □ k

1

1 □ □ 1 ! 0 k □ □

0

1

□ □ k □ 0 k

2

2 □ □ 1 0 k □ □

0

1

4.4.3. :

4.4(2) □ 4.4.3 □

k



4.4.3 □

k

□ □ □ □

□ k

□ □ □ □ □

k

> (1...64 ,0=) (=1 8)

4 k k

□ □ 1...64 □ 0=

□ □ 1 64 □ 0 63 k □

k

k □ □

C

C

4.4.4. :

4.4(2) □ 4.4.4 k

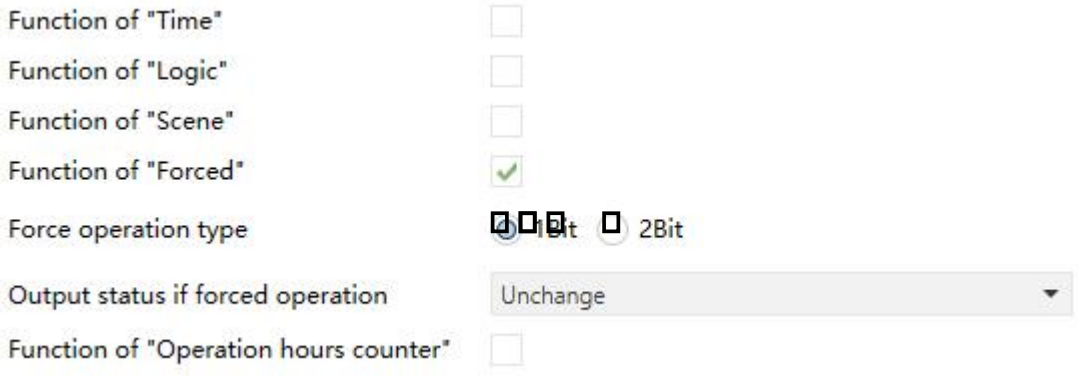

4.4.4 □ □ □

□ □ k

□ □ □ k

k □ □

1
□
2

1 , 1 □ 0 □ k

□

□	
00 □0□ □01 □1□	□
10 □2□	□ □
11 □3□	□ □

□ k □ □ / /

□ k

□ k

□ k

□ □ □ k , □

k

4.4.5. :

4.4(2)

□ 4.4. k k

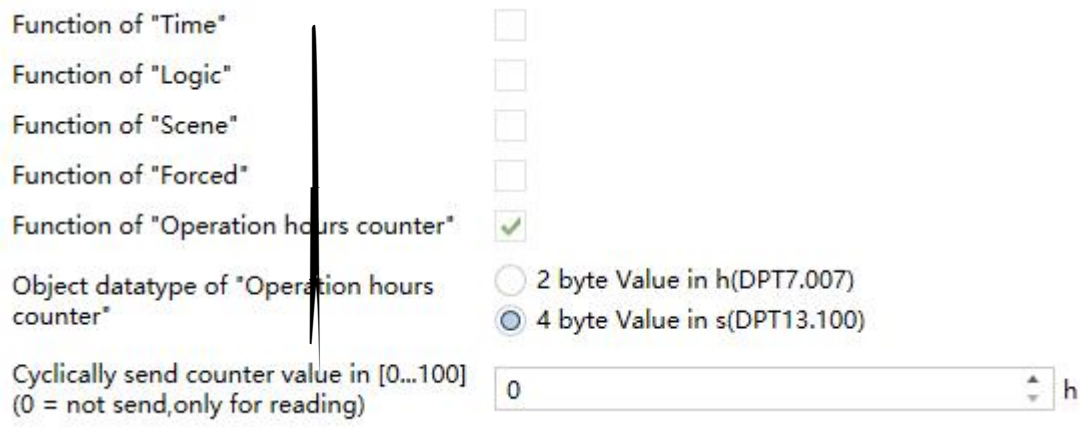

4.4. □ □ □

k □ □

2 (D 7.007)

4 (D 13.100)

2 (.00) □ 2 □ 4 (13.100) □

4 k

C 0..100 (0= ,)

k □ □ **0...100**

0 □ 1...100 1 100 k

2 □ □ 4 □

k

4.4.6.

( ) □

□ □ □ □ □

□

□

1 ! □ □□ □ □□ □ □ □

□

2 ! □ □ □ □ □

3 ! □ □ k

4.5.

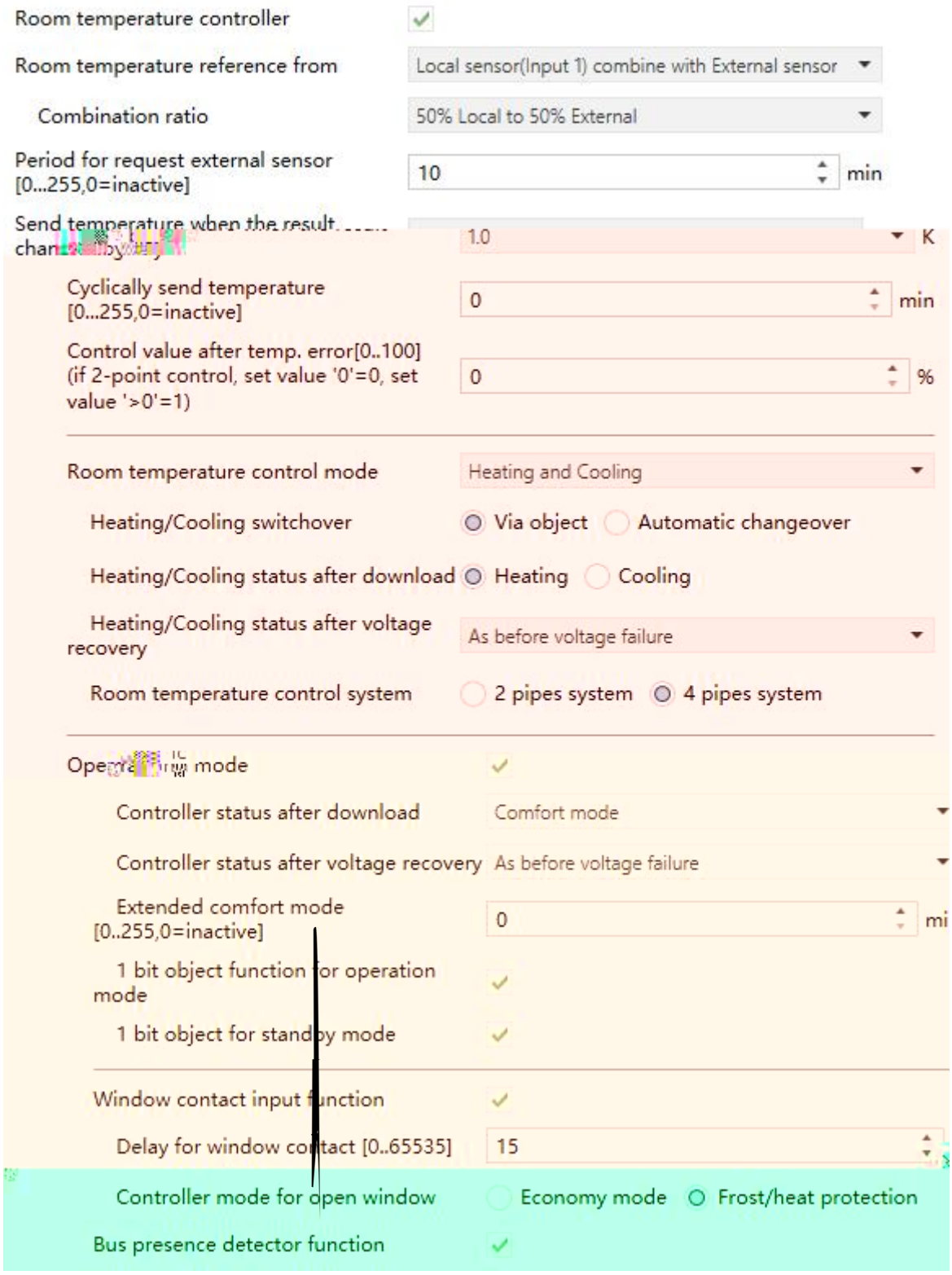
Room temperature controller
Room temperature reference from
Local sensor(Input 1) combine with External sensor
Combination ratio
50% Local to 50% External
Period for request external sensor [0...255,0=inactive]
10
min
1.0
K
Cyclically send temperature [0...255,0=inactive]
0
min
Control value after temp. error[0..100] (if 2-point control, set value '0'=0, set value '>0'=1)
0
%
Room temperature control mode
Heating and Cooling
Heating/Cooling switchover
Via object
Automatic changeover
Heating/Cooling status after download
Heating
Cooling
Heating/Cooling status after voltage recovery
As before voltage failure
Room temperature control system
2 pipes system
4 pipes system
mode
Controller status after download
Comfort mode
Controller status after voltage recovery
As before voltage failure
Extended comfort mode [0..255,0=inactive]
0
1 bit object function for operation mode
1 bit object for standby mode
Window contact input function
Delay for window contact [0..65535]
15
Controller mode for open window
Economy mode
Frost/heat protection
Bus presence detector function

4.

k

□ □

k □ □

(1) □ 1□

(2) □ 2□

(1) □ 1□

(2) □ 2□

(1/2) □ :

C

k □ □

10% 90%

20% 80%

80% 20%

90% 10%

□ □ 40% 0% □ 40% □ 0% □

□ Ô40%□+□ Ô 0%□ □

k

□ □ k

0...255,0=

k □ □**0...255**

0...10

□ k □ □

D

0.1

0.2

0.3

...

10.0

C **0...255,0=**

□0 k □ □**0...255**

C . 0..100 (2- , '0'=0, '>0'=1)

k □ □**0..100%**

□ 40% □ 40%□ □ 0% k

□ 0 □ 0□ 0 □ 1 k

□ k

□ / □ 0 0% k □ 1

100% k

k □ □

C

C

□ □ k □ k

/C

/ k □ □

A

□ □ / □ / k

/C

□ / k □ □

C

/C

□ / k □□

C

A

□ k

□ □ k

. .

□ □ k □□

2

4

2 □ □ k

4 □ □ k

k

□ **k**

. .

k □□

10.0-C

10.5-C

...

34.5-C

35.0-C

A /C

. .

. .

/

k / k □□

0.5

1.0

...

10.0

□ + □ k

□ - □ k

. . . **5..37**

. . . **5..37**

k k □

k □ □

5-C

6-C

...

37-C

□ :

. . . **C**

□ k □ □

C

. . . **C**

□ k □ □

C

/

A

0..255,0=

k 0□ □1

B

□ k k

□ □ k / □

□ k □ □ □ k □

4.5.1.

k

Setpoint method for operating mode
Relative
Absolute
Base setpoint temperature
20.0
°C
Additional setpoint offset for setpoint adjustment
Step of setpoint offset
0.5K
1K
Min. setpoint offset [-10..0]
-5
K
Max. setpoint offset [0..10]
5
K
Automatic H/C mode changeover dead zone (only for comfort mode)
Upper dead zone
K
Lower dead zon
2.0
K
Heating
Reduced heatin
[0..10]
g in standby mode
2
K
..10]
Setpoint t
protection m
emperature in frost
ode [5..10]
7
°C
Cooling
cooling in standby mode
2
K
Increased
[0..10]
cooling in economy mode
4
K
Increased
[0..10]
emperature in heat
ode [30..37]
35
°C
Setpoint t
protection m
temperature [5..37]
10
°C
Min. setpoin
Max. setpoir
32
°C

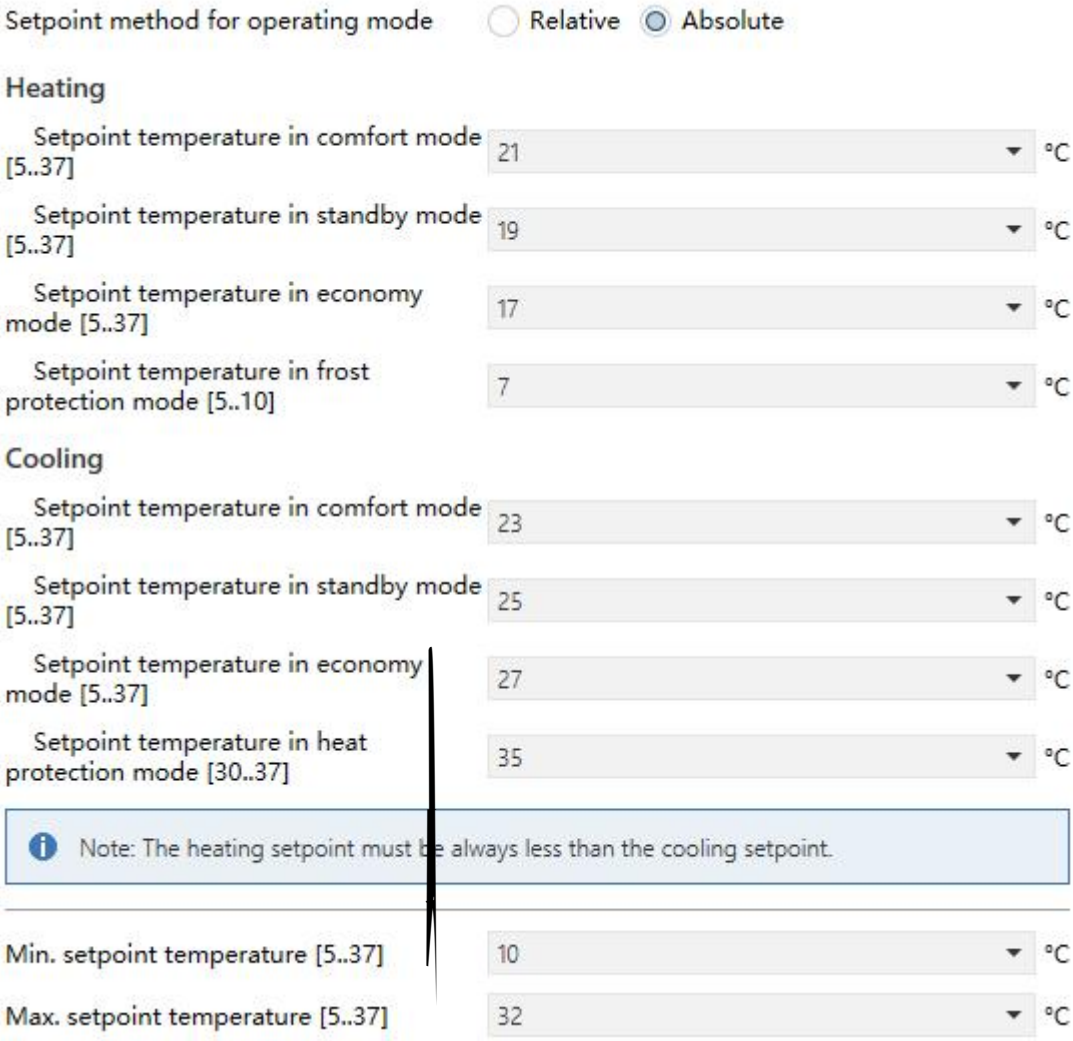
Setpoint method for operating mode
Relative
Absolute
Heating
Setpoint temperature in comfort mode [5..37]
21
°C
Setpoint temperature in standby mode [5..37]
19
°C
Setpoint temperature in economy mode [5..37]
17
°C
Setpoint temperature in frost protection mode [5..10]
7
°C
Cooling
Setpoint temperature in comfort mode [5..37]
23
°C
Setpoint temperature in standby mode [5..37]
25
°C
Setpoint temperature in economy mode [5..37]
27
°C
Setpoint temperature in heat protection mode [30..37]
35
°C
Note: The heating setpoint must be always less than the cooling setpoint.
Min. setpoint temperature [5..37]
10
°C
Max. setpoint temperature [5..37]
32
°C

4. .1

k □ □

A

□ □ □ □

4.5.1.1.

□ □

B

□ k □ □

10.0-C

10.5-C

...

35.0-C

□ □ k

□ □ k !

k

A

□ 1 k

1 / □ □ 2

k 1 □ 2

k k

□ □

□ / □ 1- □ 0- k

k □ □

0.5

1

+ + □

□ □ / k

□ **1** □ □ □ **2** □ □ k

. -10..0

□ □ □ k □ □-10..0

. 0..10

□ □ □ k □ □0..10

A /C ( )

□ k

k □ □

0.5

1.0

...

10

□ + □ k

□ - □ k

/C

0...10

0...10

k □ □

0

1

...

10

□ k

□ k

1

...

10

□ k

□ k

5...10

k □ □

5 C

6 C

...

10 C

□ □ □

□ k

30...37

k □ □

30 C

31 C

...

37 C

□ □ □ □

□ □ k

. 5..37

. 5..37

k k □

k □ □

5-C

6-C

...

37-C

4.5.1.2.

□ □

/C

5 37

5...37

5...37

□ ! k □ □

5 C

6 C

...

37 C

5 10

k □ □

5 C

6 C

...

10 C

30...37

k □ □

30 C

31 C

...

37 C

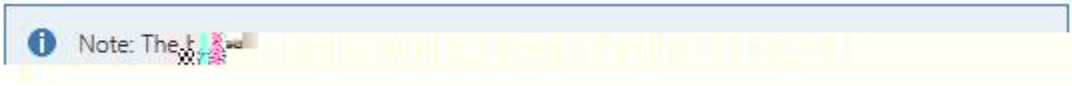

□ **C** □ k □

k

1. □ □ □

□ k

2. □ □ □ k

□ k

3. □ □ □

□ □ □ k

□ 2 ! 3 □ □ k

□ / □ □ k □

□ k

. 5..37

. 5..37

k k □

k □ □

5-C

6-C

...

37-C

4.5.2. /C

k

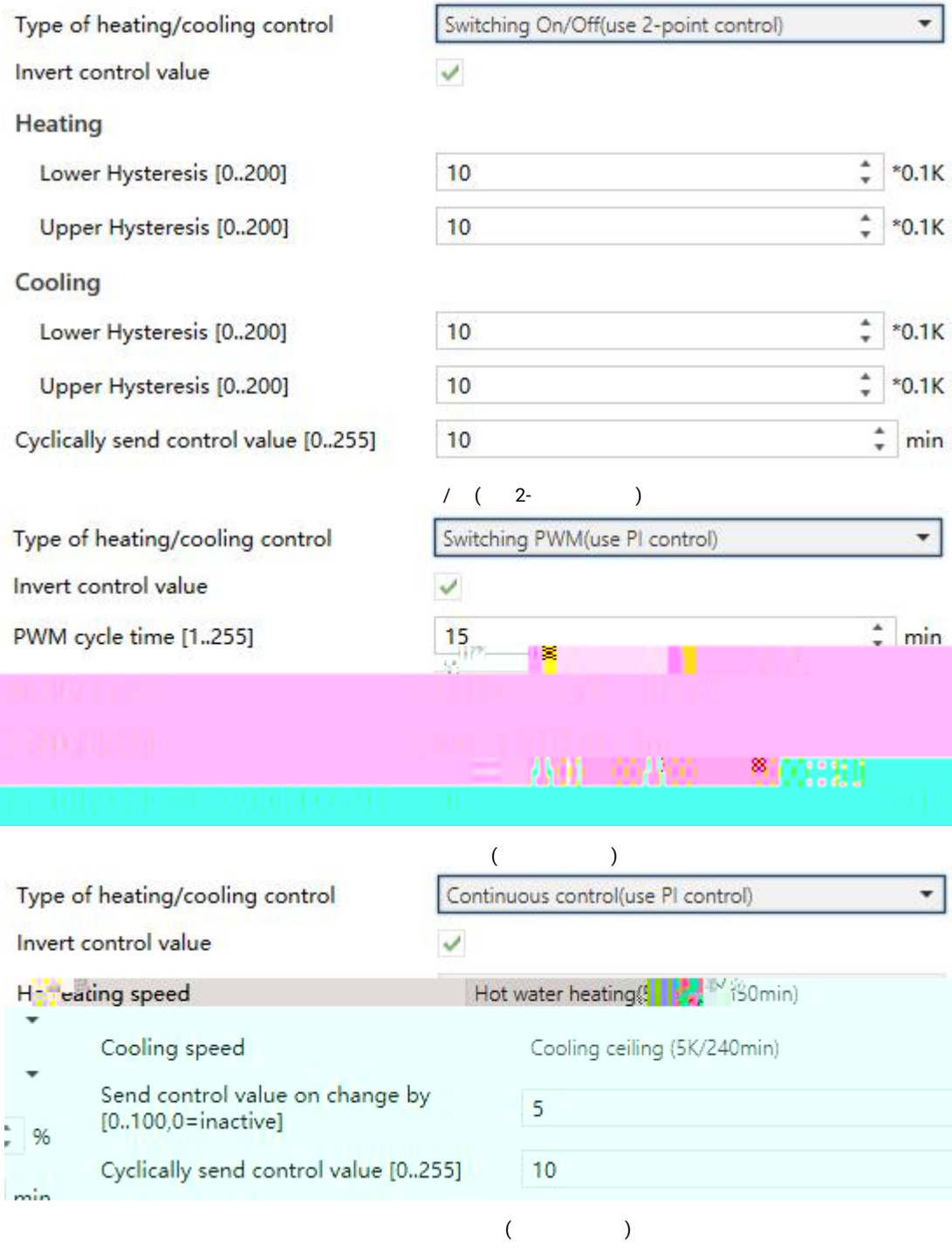
Type of heating/cooling control
Switching On/Off(use 2-point control)
Invert control value
Heating
Lower Hysteresis [0..200]
10
*0.1K
Upper Hysteresis [0..200]
10
*0.1K
Cooling
Lower Hysteresis [0..200]
10
*0.1K
Upper Hysteresis [0..200]
10
*0.1K
Cyclically send control value [0..255]
10
min
/ (2-
Type of heating/cooling control
Switching PWM(use PI control)
Invert control value
PWM cycle time [1..255]
15
min
( )
Type of heating/cooling control
Continuous control(use PI control)
Invert control value
Hot water heating(
Cooling speed
Cooling ceiling (5K/240min)
Send control value on change by [0..100,0=inactive]
5
%
Cyclically send control value [0..255]
10
min

( )

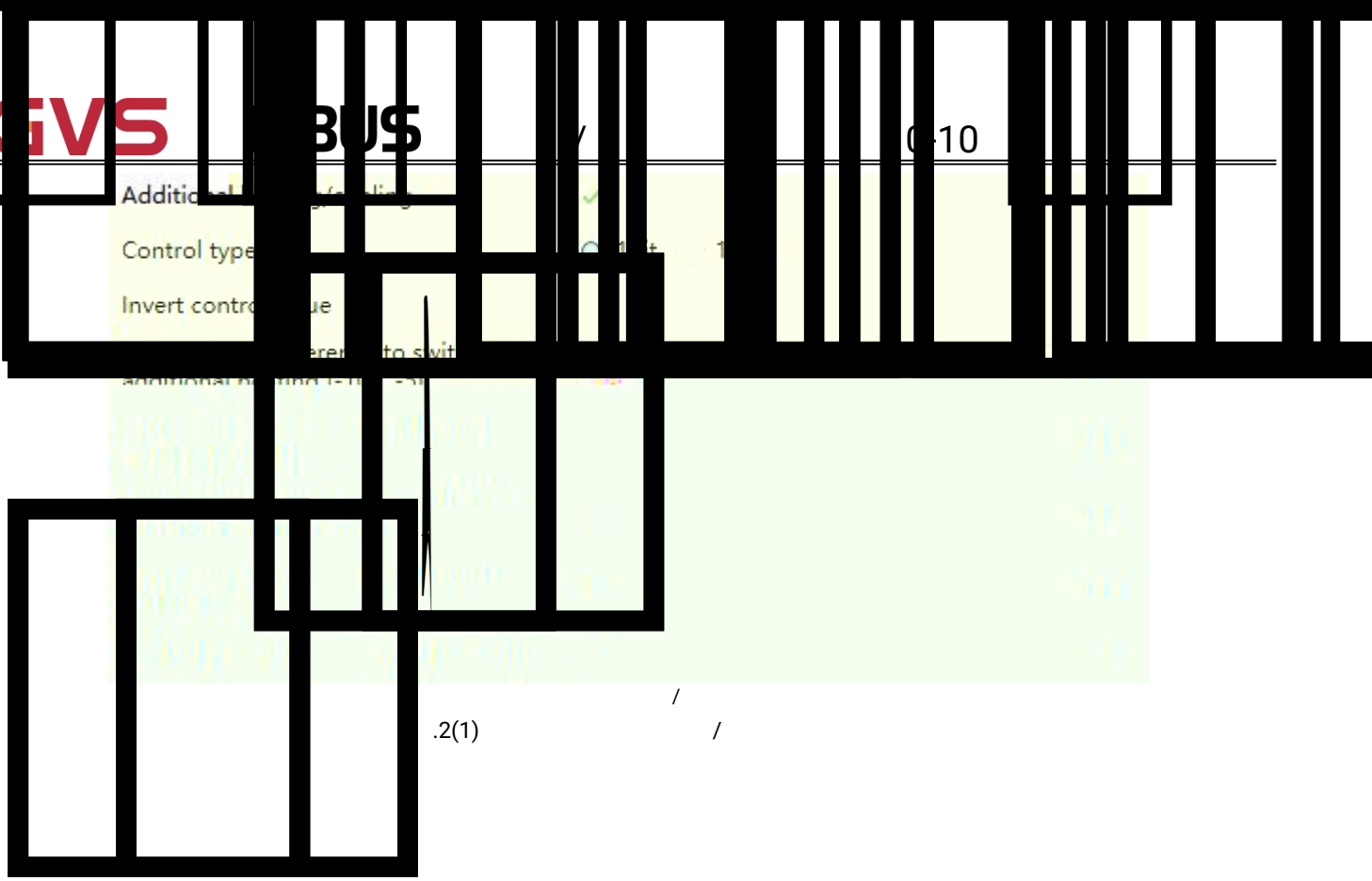

/

.2(1) /

□ □< - □ k

1 □ □ 2 □ 22 □ 24 □ k

21 □ □ 21 24 □ k

□

□ □< - □ k

□ □> +□ □ k

1 □ □ 2 □ 2 □ 2 □ k

□ 2 □ □ 2 2 □ k

□ □

□ □

1. □ □ □ k

2. □ □ □ k

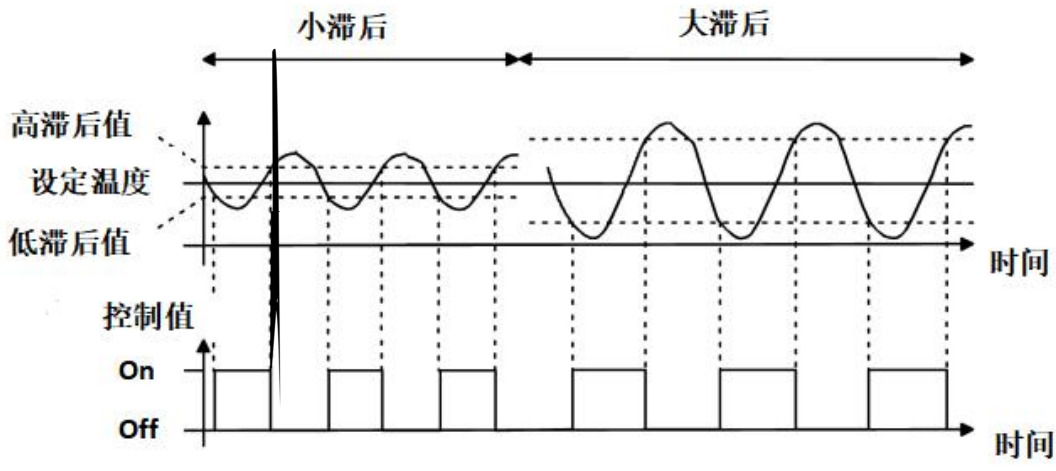

4. .2(2) ( )

( )

1 255

( ) □ □

□ □ 10 , 0%□

□2 □ □ □ / □

k □ □ **1..255**

( ) ( )

□ □ (1) □

/ k

( )

C

k k

□ □

(5 /150)

(5 /240)

(4 /100)

(4 /90)

(4 /90) □

□ □

C (5 /240) □

(4 /90)

(4 /90) □

10..100

0..255

□ □ k k

□ □ **10..100 *0.1**

□ □ **0..255**

0...100,0=

( ) □

k □ □0..100 %□0□

□ □ :

□1□

		□ □		
		1 0	/	1
		240		1 -20
	4	100		10-1
	4	0		10-1
	4	0		--

□2□

		□ □		
C		240		1 -20
	4	0		10-1
	4	0		--

□3□

/ □ □ □ □

□ k □ □

k

□ □ □ □ □

k 0 □ k

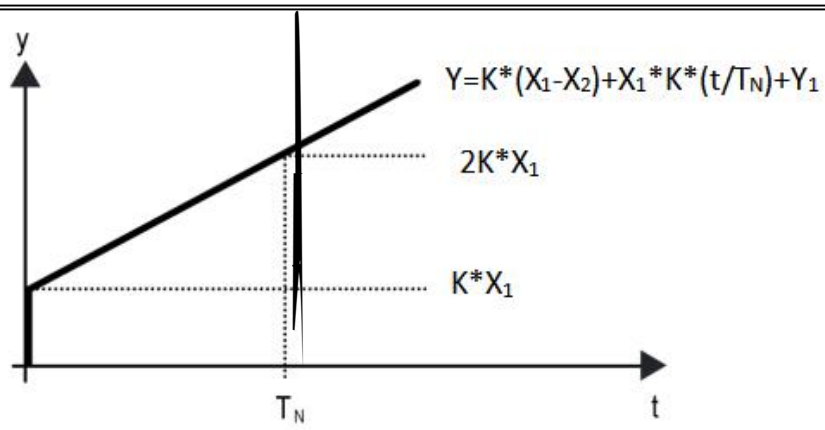

4. .2(3)

□

1□

1□ ˛

2□ ˛

□

□ □ □

□ *(1- 2□+ 1* * / + 1

□ □ □ 1- 2□+ 2

□

	□
	□
	□
	□

C 0..255

k □ □**0..255**

A /

□ k

□ □

• • C

□ / k □ □

1

1

• •

□ k

□ □

• • -100..-5

□ □ □ + □ □ □ k

□ □ -100...-5 *0.1

• • -20..-1

□ □ □ + - □ □ □

k □ □ -20 -1 *0.1

□ □ < □ □ □

□ □



□ □

• • 5..100

□ □ □ + □ □ □ k

□ □ 5...100 *0.1

1..20

□ □ □ + - □ □ □

k □ □ **1...20 *0.1**

□ □ **<** □ □ □

□ □

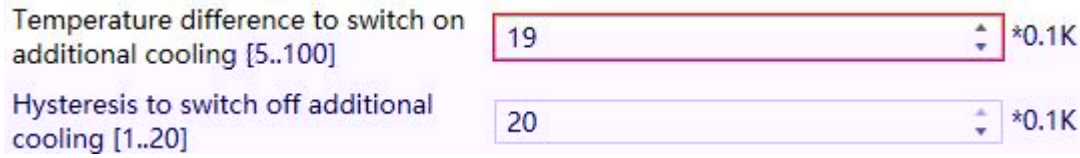

C **0..255**

k □ □ **0 255**

4.6.

□ □ 0-10 □ k k

Fan type and drive interface
One level->Relay control(CH A)
If fan drive interface does not use output B&C, they serve as switch outputs
<<--Attention

4.



□ □ k □ □

4.6.1. --

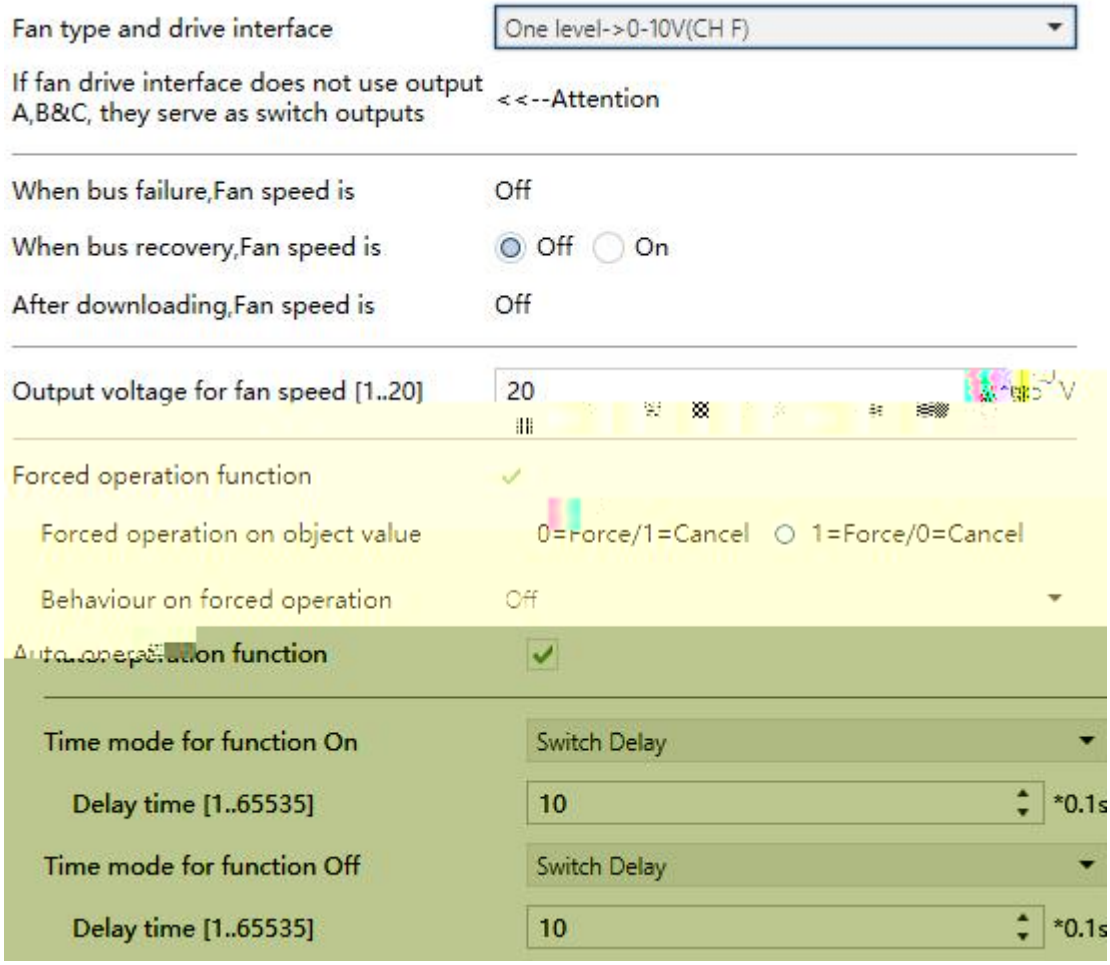

- 0-10 ( )

4. .1 --

1 □ □

□ □ k

- ( ) □ □ / /

- 0-10 ( ) □ □ □

□ □ k

- ( ) □ □ / / /A

- 0-10 ( ) □ □ □ /

k

□ □ k

□ □ k

□ k

□ □ □ □ □ □

□ k

A ,

□ □ k

1..20

- 0-10 ( ) □ k □ k □ □ **1...20*0.5**

k □1 □ □

k

. .

k □ □

0= /1=C

1= /0=C

0 /1 □ 0 □ □ 1 □ k

1 /0 □ 1 □ □ 0 □ k

. . **B**

□ □ k □ □

□ □ □ k

□ □ k

□ □ k

□ □ k

A .

□ k 4. .1.1 k □

□ ! k

□ k □ □

□ □ k

1.. 3 k □ □ □

□ □ k

□ □ k

D 1..65535

□ k □ □ **1 65535 *0.1**

1..65535

□ k □ □ **1 65535**

4.6.1.1. A .

4. .1 . □ 4. .1.1 1

□ □ k □□ □ □

k □ □ □ □ □

□ □ □ k

□ □

□ □ , □□ □ ,

k

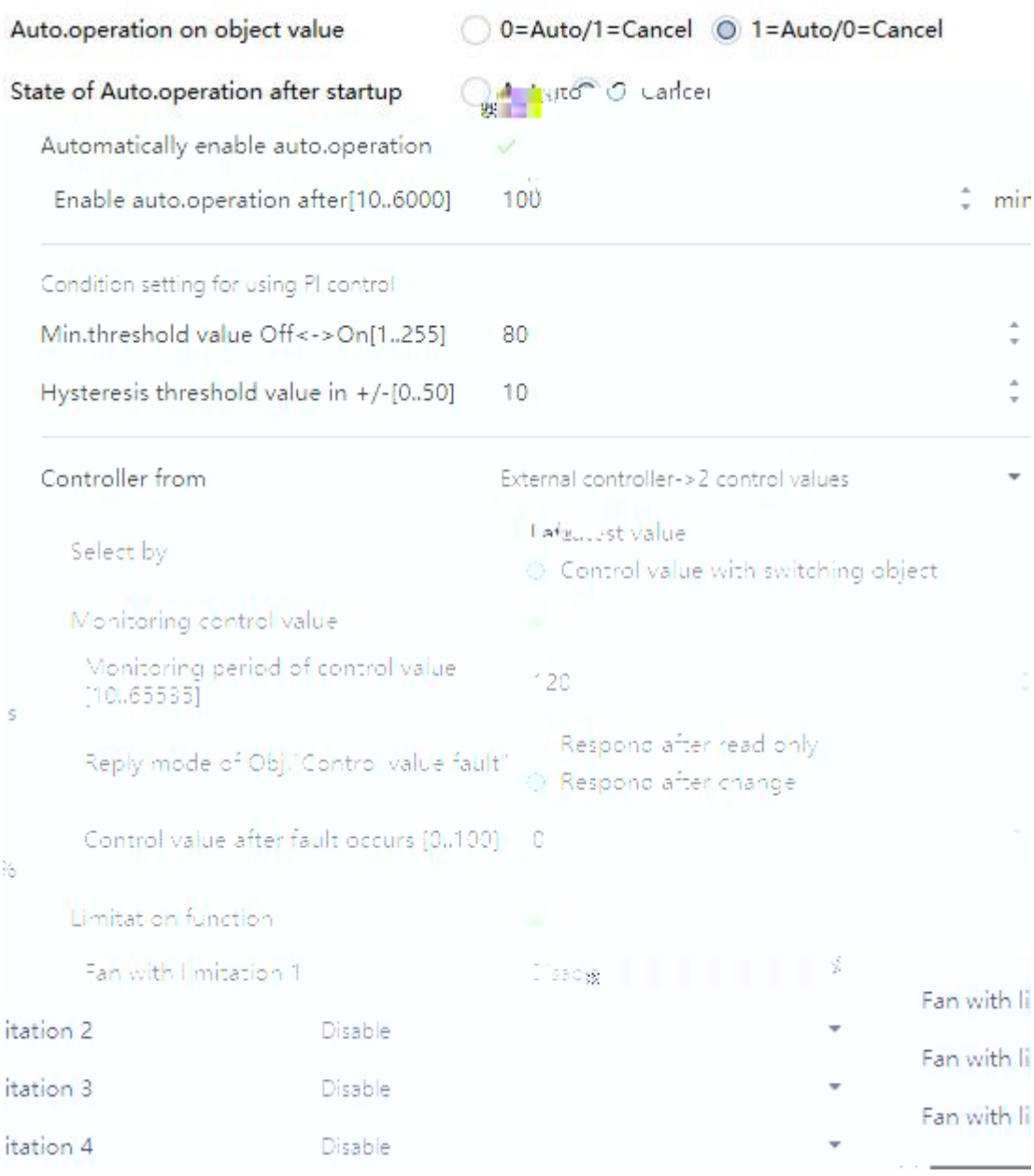

4. .1.1 .

A .

k □ □

0=A /1=C

1=A /0=C

0 /1 □ 0 □ □ 1 □

k

1 /0 □ 1 □ □ 0 □

k

A .

□ k □ □

A

C

□ □ □ k

□ □ □ k

A .

k □ k

□ □ □ k

. . . **10..6000**

k □ □ **10..6000**

C □

□ □ □

k

. <-> 1 255

□ □ □

k □ □ **1...255**

□ □ k

□ □ k

+/- 0 50

□ □ k

□ □ **0...50**

0 □ □ □ □ k

10 □ 0 □ 0 □ + □ □ 40 □ - □ □

40 0 □ □ □ k

40 □ □ 0 □ k □

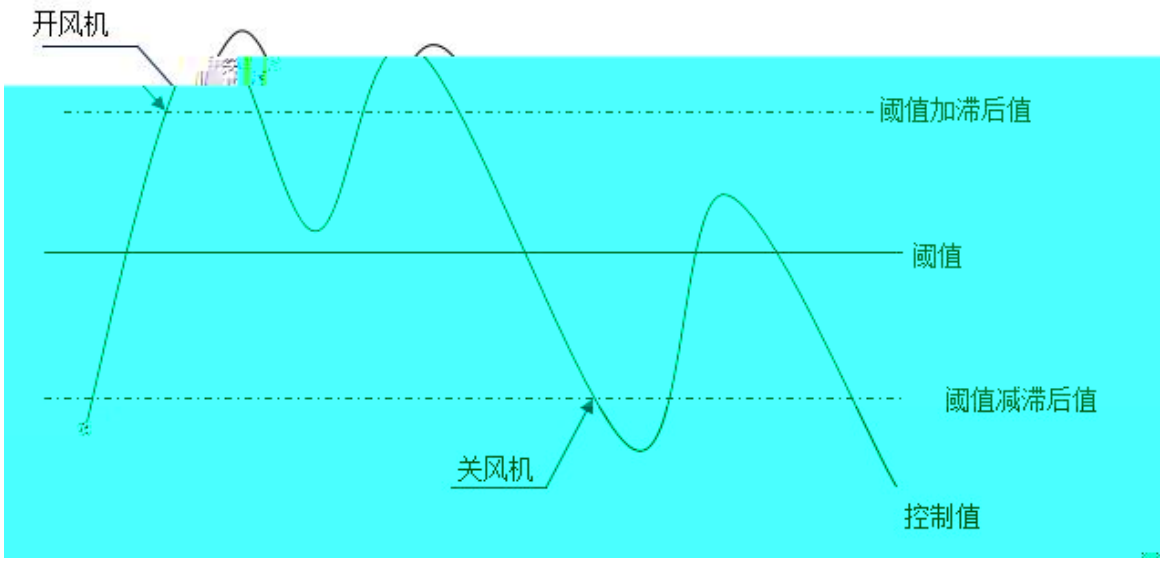

C **2-** **□**

2- □ □ k

□ □ - k

□ □ - k

□ □

. <-> 1 200

□ □ □

k □ □ **1...200*0.1**

□ □ k

□ □ k

0 50

□ □ k

□ □ 0..50*0.1

0 □ □ □ □ □ k

0. □ 1 □ 1. □ + □ □

0. □ - □ □ 0. 1. □ □ □

k 0. ( )1. □ k

□ □

C

□ □ □ k □ □

->1 **->1**

->2 **->2**

- 1 □ □ k □

□ k

- 2 □ □ k

□ k

2 □ k □ □

C

□ □ □ k

□ □ □ 1/2 □ □

□ 0 1 □ 1 2 k

□ □ □ □ □ 1 2 □ k

□ k 1/2 k

□ □ □ □ □

□ k □ 1□ 2 k

k □ k

. . **10..65535**

□ □

□ □ k □ □ **10 65535**

. . **. C**

□ k □ □

□ □

k

□ □

k

. . **C** **0..100**

□ □ □ k □ □**0 100 %**

□ k

□ □ (1,2,3,4) □ □

k

□ □ □

□ □ 1 / □ 2 □ 3 □ □□ 4

k □ k

□ 1 □ □ / 1□ 2 3

4□ 4 □ k

(1,2,3,4) 1 □ □ 0 □ k

□ 1 4 □

□ k □ □

k

□ □ □ □ k

□ □ □ □ k □

k

□ □ □ □

□ ! ! □ k

□ □ □ □ □

k

(=1,2,3,4)

□ □ □ □ □ k □ □

D

□ □ □ k

□ □ □ □ k

□ □ □ k

□ □ □ k

4.6.1.2.

4. .1.2 □ □ k

4. .1.2

. / (1)

□ □ k □ □

□ □ □ / □

k

□ □ □

/ k

. A (1)

□ □ k

1 □ 0 k □ □

□ □

k

□ □

k

4.6.2. -- /

-- / 4. .2 □ 2/3 □ k □

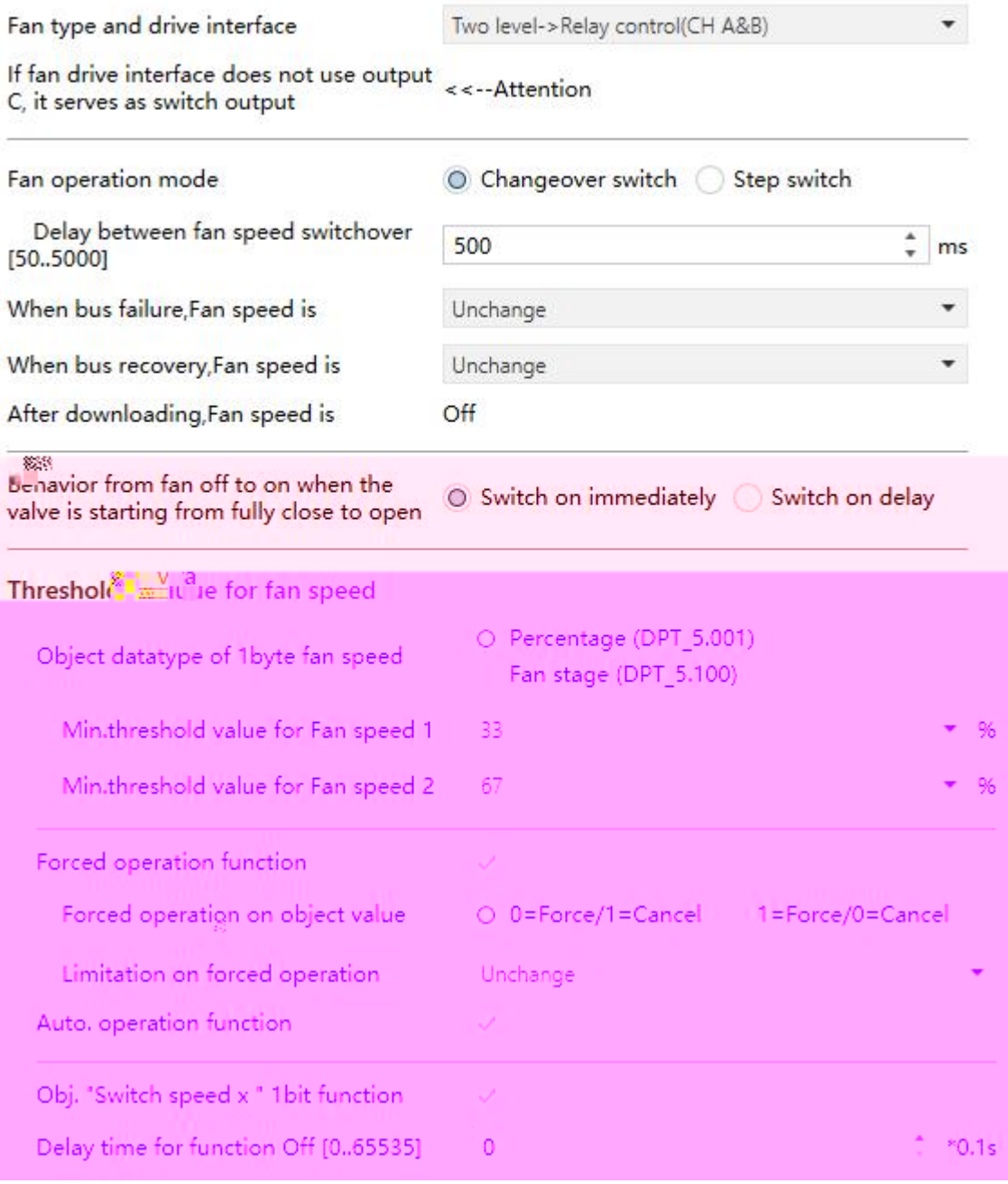
Fan type and drive interface
Two level->Relay control(CH A&B)
If fan drive interface does not use output C, it serves as switch output
<<--Attention
Fan operation mode
Changeover switch
Step switch
Delay between fan speed switchover [50..5000]
500
ms
When bus failure,Fan speed is
Unchange
When bus recovery,Fan speed is
Unchange
After downloading,Fan speed is
Off
Behavior from fan off to on when the valve is starting from fully close to open
Switch on immediately
Switch on delay
Threshold value for fan speed
Object datatype of 1byte fan speed
Percentage (DPT_5.001)
Fan stage (DPT_5.100)
Min.threshold value for Fan speed 1
33
%
Min.threshold value for Fan speed 2
67
%
Forced operation function
Forced operation on object value
0=Force/1=Cancel
1=Force/0=Cancel
Limitation on forced operation
Unchange
Auto. operation function
Obj. "Switch speed x " 1bit function
Delay time for function Off [0..65535]
0
*0.1s

- (&)

Obj. "Switch speed x " 1bit function
Delay time for function Off [0..65535]
0
*0.1s
Starting characteristic of fan
Switch On over fan speed
Minimum time in switch [1..65535]
10
s

- (-)

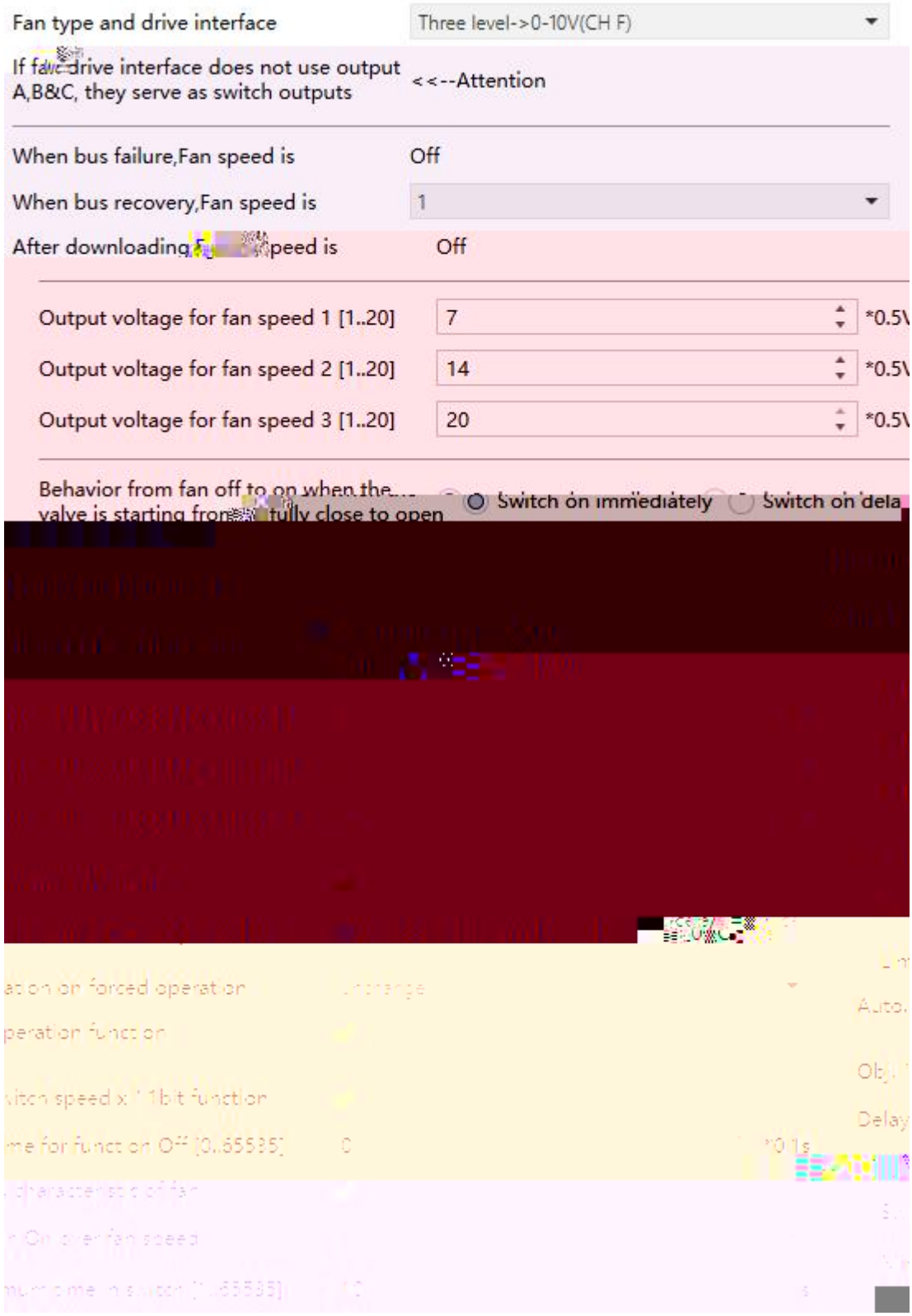
Fan type and drive interface
Three level->0-10V(CH F)
If fan drive interface does not use output A,B&C, they serve as switch outputs
<<--Attention
When bus failure,Fan speed is
Off
When bus recovery,Fan speed is
1
After downloading f peed is
Off
Output voltage for fan speed 1 [1..20]
7
*0.5V
Output voltage for fan speed 2 [1..20]
14
*0.5V
Output voltage for fan speed 3 [1..20]
20
*0.5V
Behavior from fan off to on when the valve is starting fro fully close to open
Switch on immediately
Switch on dela

- 0-10 ( )

4. .2 - / -

2 □ 3 □ □ □ 2 /3 □

1 □ □ □ □ □ □

□ □ □ □ □ □ □ □

k

2 /3 □ □ k □ □ □

k □ □

C

□ □ □ □ k □

□ □ □ □ □ k

□ k 3 □ □ □ 3 □ □

□ 1&2&3□ □2 □ □ 2 □ 1&2□ k

□ □ k

D **50、5000**

□ □ □ □

k □ □**50...5000**

□ □ □ □ k

□ □ □ □ □ k

□□ k

- (&) □ □□ **/ /1/2**

- (-) □ □□ **/ /1/2/3**

- 0-10 ( ) □□ □

□□ □ k

□ □ k

1□2 3□□ □ 1□2 3 k

,

□□ k

- (&) □ □□ / /1/2/A

- (-) □ □□ / /1/2/3/A

- 0-10 ( ) □ □□ /1/2/3

□□ □ k

□ □ k

1□2 3□□ □ 1□2 3 k

□□ □ k

□ □ □ □ □ □

□ k

A ,

□ □ k

1 1..20

2 1..20

3 1..20

- 0-10 ( ) □ □ □ k

□ □ 1<2<3□ □ □ □

□



B

□□ k □□

D 30..450

□ □ □ k □ □30...450

1

1 □ k □ □

(D 5.001)

(D 5.100)

1/2/3

□ □ k

1□ □ □0..255 0..100 %□0 □ □ □ 1

2/3□ □ □1..255 1..100 %

□1. 1 0 □ 1 □ □ k

2. □ □ □ 1<□ 2<□ 3□ □ k

k □ □ □ □

□,1 □ □ □ □ □ □

k

□ □ □ □ □ □

k

□ □ k

□ □

k □ □

1
1,
2
2, 1
2, 1,
3
3, 2
3, 2, 1

□ □ □ □ k

1□ □ 1 k

1, □ □ 1 □ k

2□ □ 2 k

2, 1□ □ 1 2 k

2, 1, □ □ 1□2 □ k

3□ □ 3 k

3, 2□ □ 3 2 k

3, 2, 1□ □ 1□2 3 k

□ □ k

□

□ □ □ □ □ □ □

□ □ 1□ □ 2 ! 3□ □□ 2□

□ 1□ □ 2 k

□ □ 0□ □ 1 ! 2 ! 3□ 3□ □□ □ 3

□ □ 1□ □ □ ! 2□ □ □ 0

□ □ 1□ □ □ k

A .

□ k □ 4. .2.1 k

. 1

1 □ k □ 1 1 , 2

3 k

1 □ □ □ 0

□

□ □ □ k

□ □ □ k

□ □ 3□ □ 2□ □ □ 1

□□ □ 3 □ □ 2□ □ 1 □ k

□ □ □ □ □ □

□ □ k □ □ k

□ □ k □

□ k

□ □ k □□1/2/3

□ □ □ □ □ □ □

□ □ k

1..

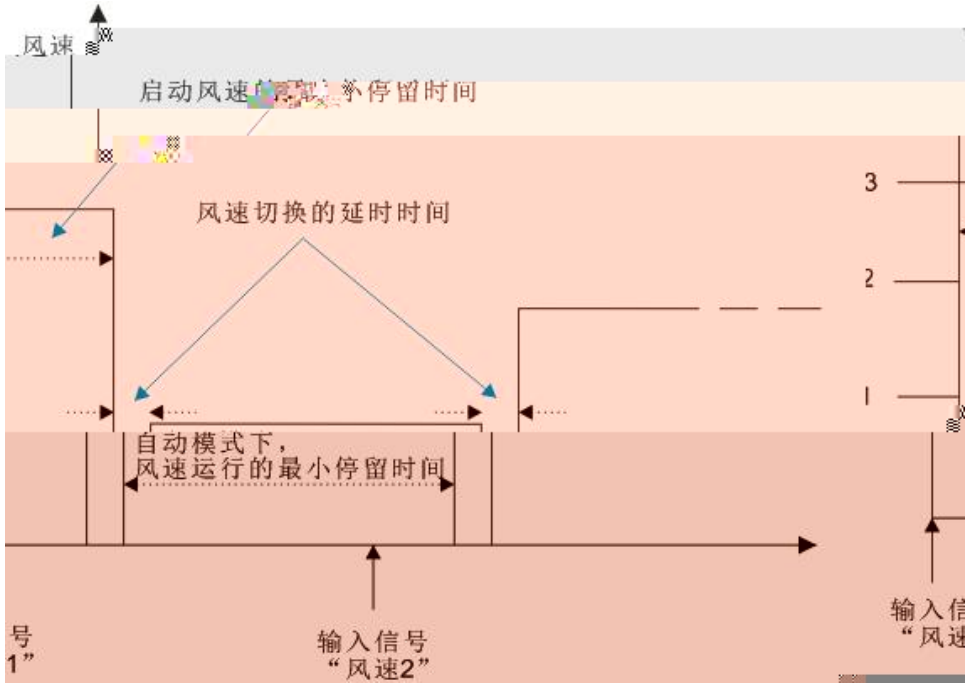

□ □ □ □ 1 □ □ 3 □ □

□ □ □□ □ □ □ □ □□

□ □ □ 1 □ □ 1 □ □ □ 2 □

□ □ □ □ □

□ □ □ 2 k

4.6.2.1. A .

4. .2 . k 2/3 □

□ k □□

□ □ □ □□

k □ 4 k

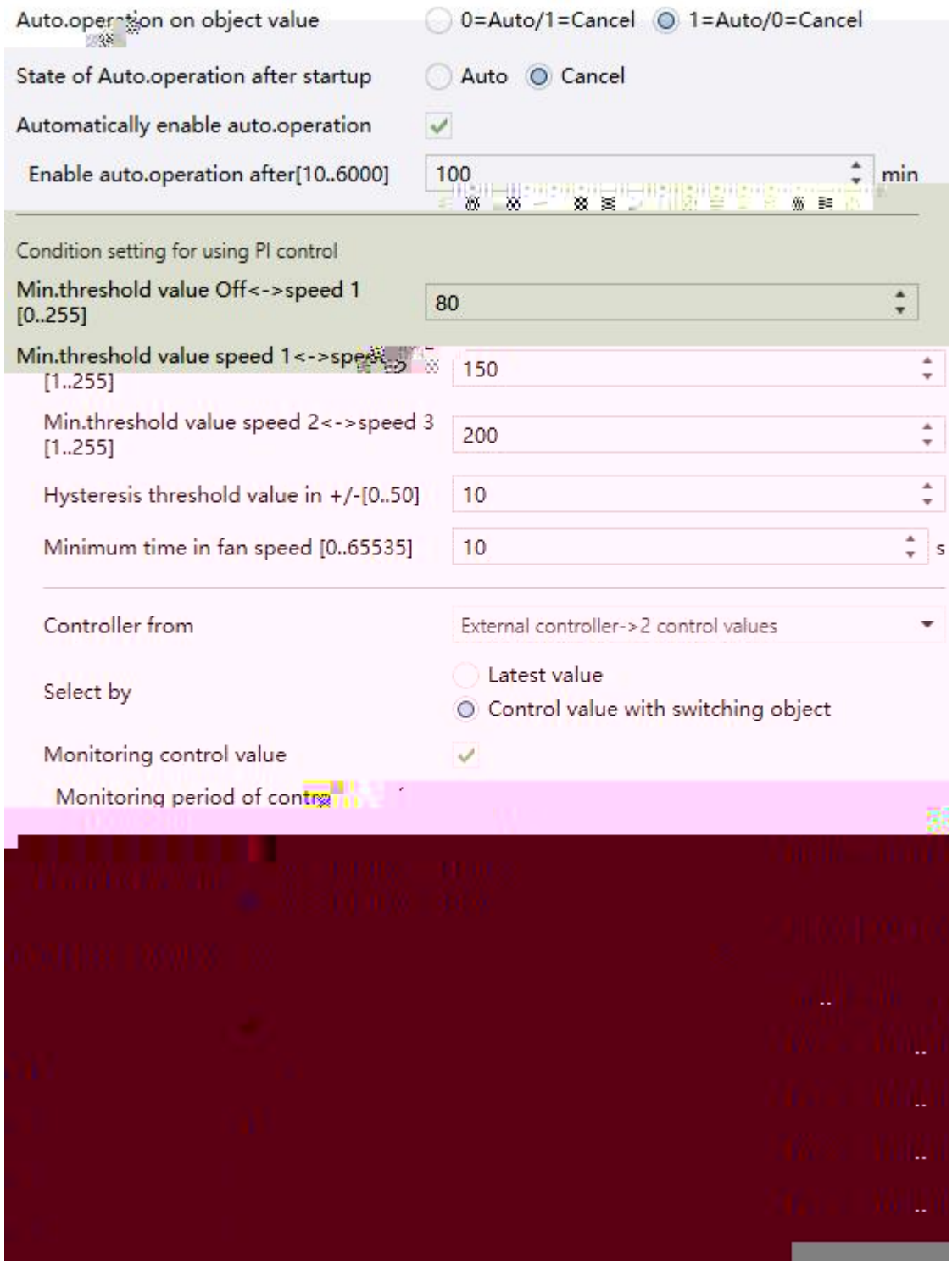

4. .2.1 .

A .

k □ □

0=A /1=C

1=A /0=C

0 /1 □ / 0 □ □ 1 □

k

1 /0 □ / 1 □ □ 0 □

k

A .

□ k □ □

A

C

□ □ □ k

□ □ □ k

A .

k □ k

□ □ □ k

. . . **10..6000**

k □ □ **10..6000**

C □

□ □ □

□ k

. <--> 1 0...255

□ 1 □ □ □ **0...255** □ **0** □ □ □ **1**

□ 1 k

□ □ k

□ □ □ k k

. 1<--> 2 1...255

□ 2 □ □ 2 k

□ □ **1...255**

. 2<--> 3 1...255

□ 3 □ □ 3 k

□ □ **1...255**

□ □ □ □ **<->□ 1** □ □ **1 <->**

□ 2 □ □ 2 <->□ 3 k

□ **<->□ 1** □ **1 <->□ 2** □ □ **1 <->**

□ 2 □ **2 <->□ 3** k

□ □ □ □

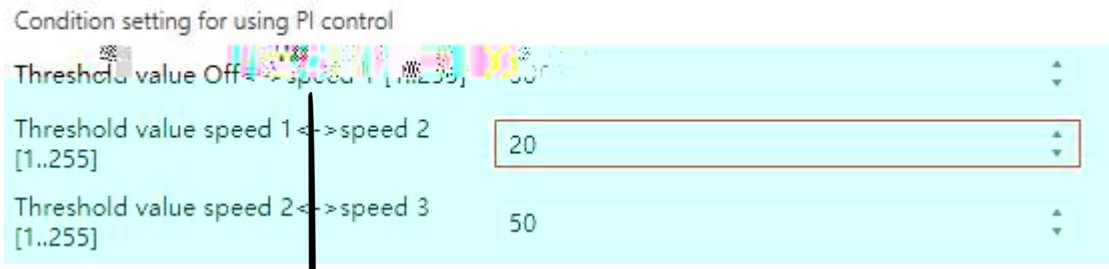

+/- 0 50

□ □ □ k

□ □ **0...50**

0□ □ □ □ □ □

10□ 0□ 0□ + □ □ 40□ - □ □

40 0 □ □ □ k

40 (

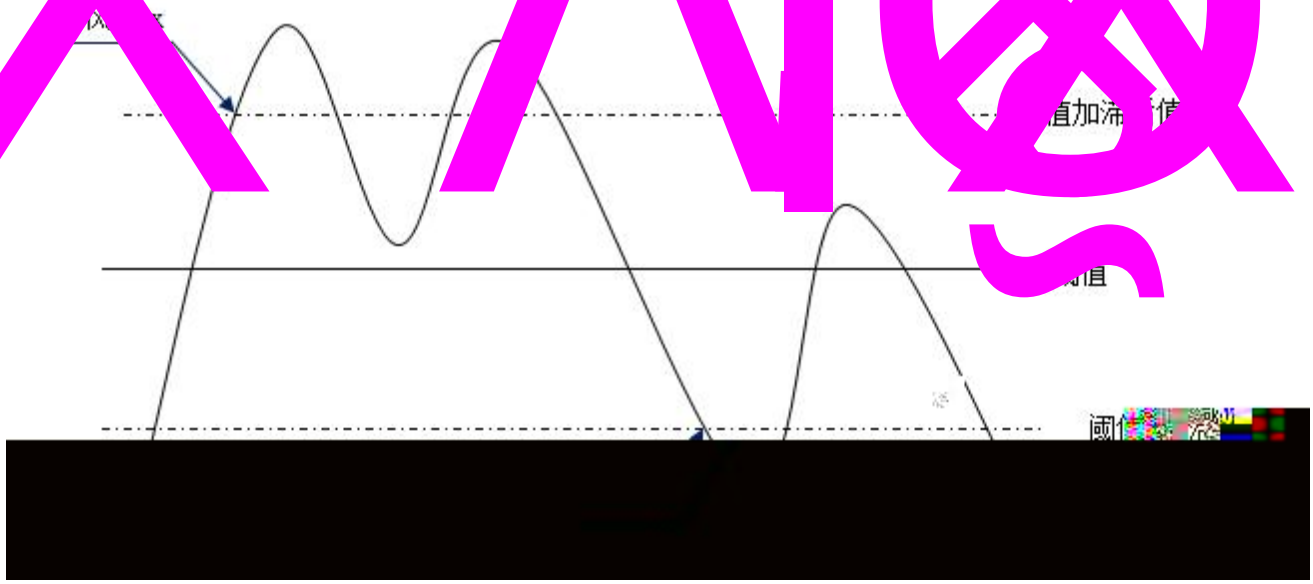

□

++gTD%6RÿÒypÒ&: □ □ □ □

1 □ □ □

2 □ □ □ □ □ □ □

□ 1 □ □

- - □ □1

□ 2 - □ 3 0

□ □ □

□ 1 □□10+ □ k

41□ □ 2□ 41 40 0 □ □□ □ 1

□

3 □ □ 1□ 3 10 40 □ □ k

□ □ 3 □

□ □ 3 4□ 0- □ k

3 %□ □ 1□ 3 10 40 □ □□ □ 2

k

3□ □ 0□□ k

C 2- □

2- □ □ □ k

□ □ - k

□ □ - k

□ □

. <--> 1 0..200

□ □ 1 k □□**0..200*0.1** □**0** □ □ □ **1**

□ □ 1 k □ □ k

. 1<--> 2 1..200 *0.1

□ □ 2 k □ □ 2 k

□□**1..200*0.1**

. 2<--> 3 1..200 *0.1

□ □ 3 k □ □ 3 k

□ □ **1..200*0.1**

0..50 *0.1

□ □ **0..50*0.1**

0□ □ □ □ □ □

0. □ 1 □ 1. □ + □ □

0. □ - □ □ 0. 1. □ □ □

k 0. ( )1. □ k

0 65535

□ □ □ □ □ □ □ k

□ □ □ □ □ □

□ k □ □ **0...65535**

0□ k

□

k

C

□ □ □ 4. .1.1 □ k

□ □ 4. .1.1 □ k

(=1,2,3,4)

□ □ □ □ □ k □ □

D

1

1,

2

2, 1

2, 1,

3

3, 2

3, 2, 1

□ □ □ k

□ □ □ □ k

1□ □ □ □ 1 k

1, □ □ □ □ 1 □ k

2□ □ □ □ 2 k

2, 1□ □ □ □ 2 □ 1 k

2, 1, □ □ □ □ 2 ! □ 1 □ k

3□ □ □ □ 3 k

3, 2□ □ □ □ 3 □ 2 k

3, 2, 1□ □ □ □ 3 ! □ 2 □ 1 k

□ □ □ k

4.6.2.2.

4. .2.2 □ 2/3 □ □ k

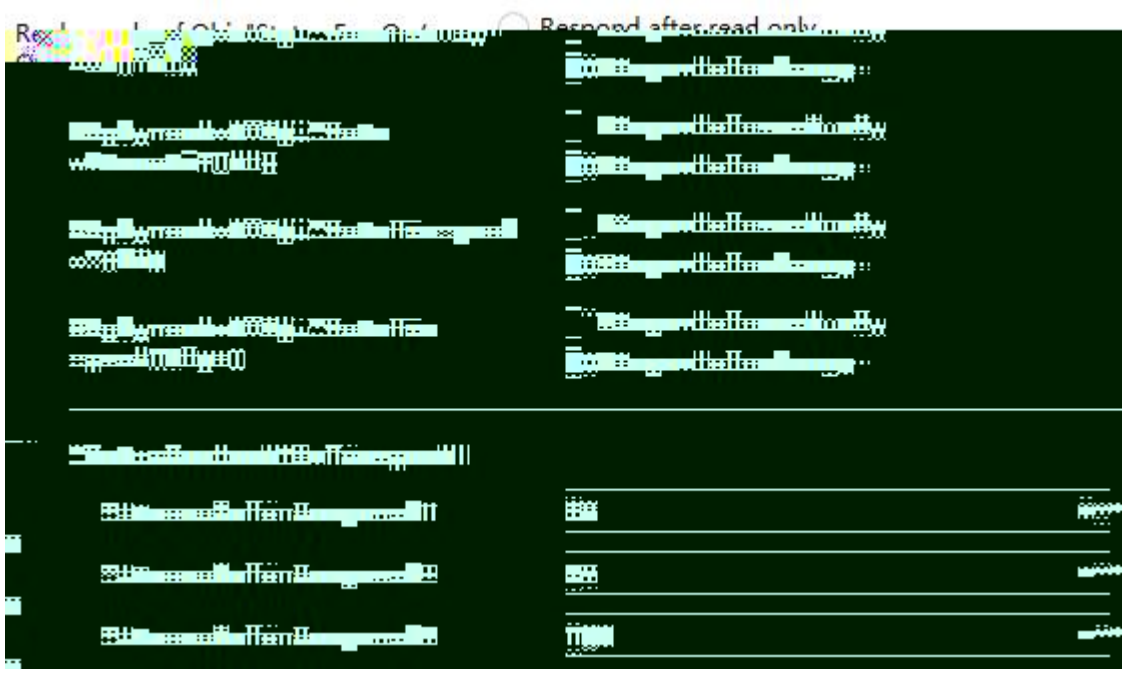

4. .2.2

. / (1)

□ □ k □ □

□ □ □ / □

k

□ □ □ □

/ k

. A (1)

□ □ k

1 □ 0 k □ □

□ □

k

□ □

k

. (1)

. 1 □ □ □ k 1

1 ! 2 3 □ □ k □ □

□ □ k

□ □

k

. (1)

□ □ □ □ 1 □ □

k □ □

□ □ k

□ □

k

1/2/3

□ □ k □ □ **1..255** **1..100 %** □ □ 0 k

□ □ □ 1< □ 2< □ 3 □ □ k

4.6.3. --

-- 4. .3 □ □ k □

4. .3 --

□ □ k

□ □ k

□ □ k □ □

□ □ k

□ □ k

□ □ □ □ □ □

□ k

, ,

□ □ □ □ k □ □ **1...100%**

A ,

□ □ k

□ □ k □ □

0

0.5

...

3.0

□ □ k □ □

5.0

5.5

...

10.0

k □ 1 □ □

□ □ k

, ,

k □ □

0= /1=C

1= /0=C

0 /1 □ 0 □ □ 1 □ □

1 /0 □ 1 □ □ 0 □ k

, , **B**

□ □ k □ □

□ □ □ k

□ □ k

□ □ k

□ □ k

. .

□ □ □ k □ □ **1...100%**

A .

□ k □ □

□ □ k

1..65535

□ k □ □ **1...65535**

□ □ □ □ □ □ □

□ □ □ □ k

□ □ k

□ 30%□ □

□ □ □ 30%□ □ 10%□ □ 20%□ □

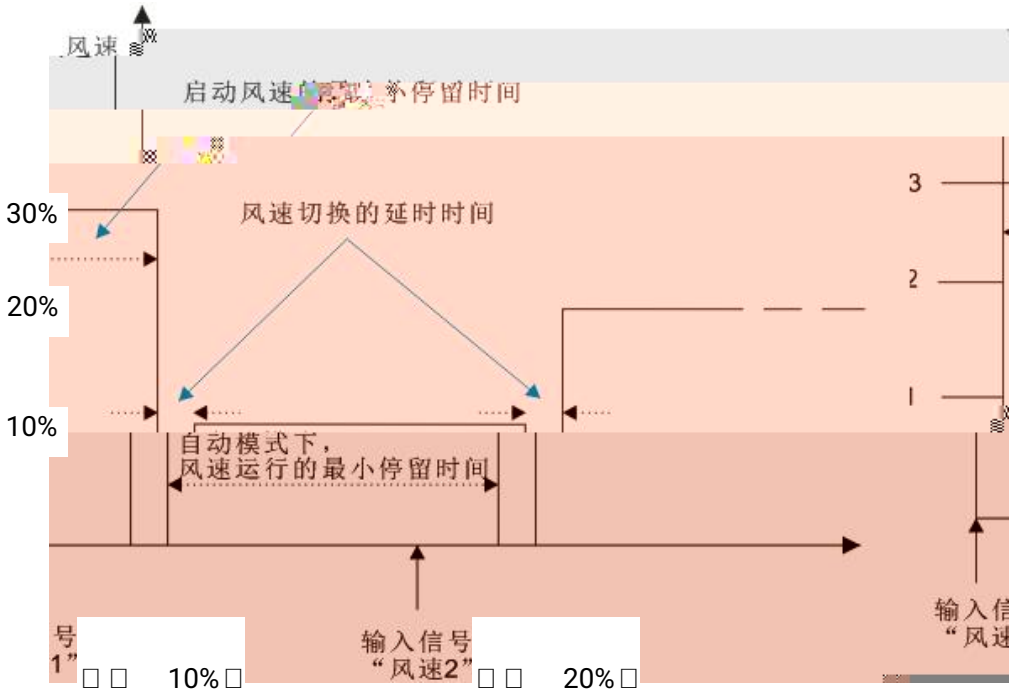

□ □ □ □ 10% □ □ 30% □ □

□ □ □□ □ □ □ □ □□

□ □ □ 10% □ □ 10% □ □ □ 20%

□ □ □ □ □

□ □ □ □ 20% k

4.6.3.1. A .

4. .3 . □ 4. .3.1 k

□ □ k □□

□ □ □

□□ k □ 4 k

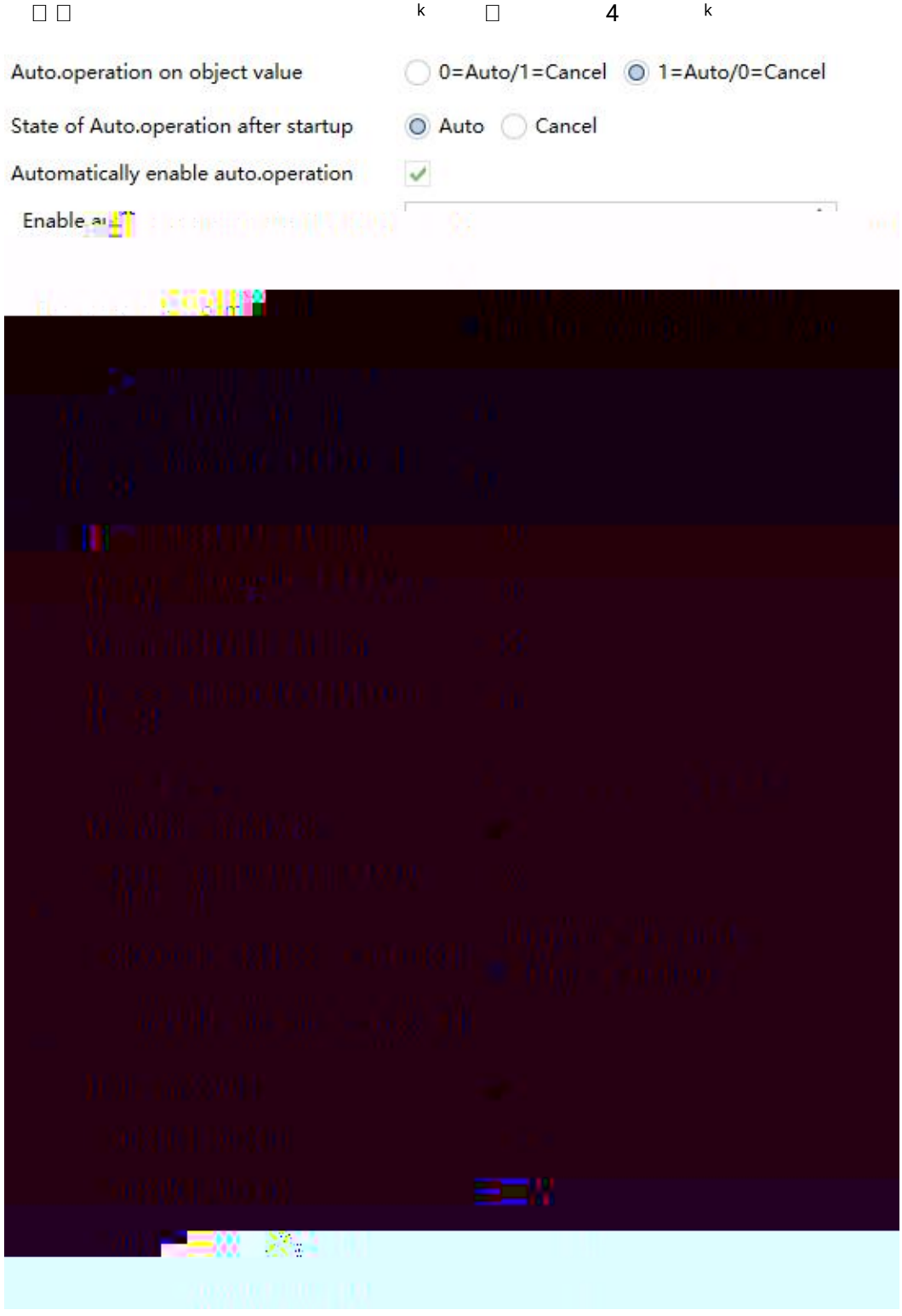

4. .3.1 .

A .

k □ □

0=A /1=C

1=A /0=C

0 /1 □ / 0 □ □ 1 □

k

1 /0 □ / 1 □ □ 0 □

. 1 0..255

1 1..100

. 2 1..255

2 1..100

. 3 1..255

. 3 1..100

□ k

1□ □□0...255□0 □ □ □ 1

2/3□ □□1...255

□ □□1...100%

□1.□ □ / □ □ □ k

2. 1□ □ 0% k

3. 1 2□ □ 1 □ k

4. 2 3□ □ 2 □ k

5. 3□ □ 3 □ k

□ □ □ □□ □ 1 □ □ 2 □

□ 3 k

□□ 1 < □ 2 < □ 3 k

□ □ □ □

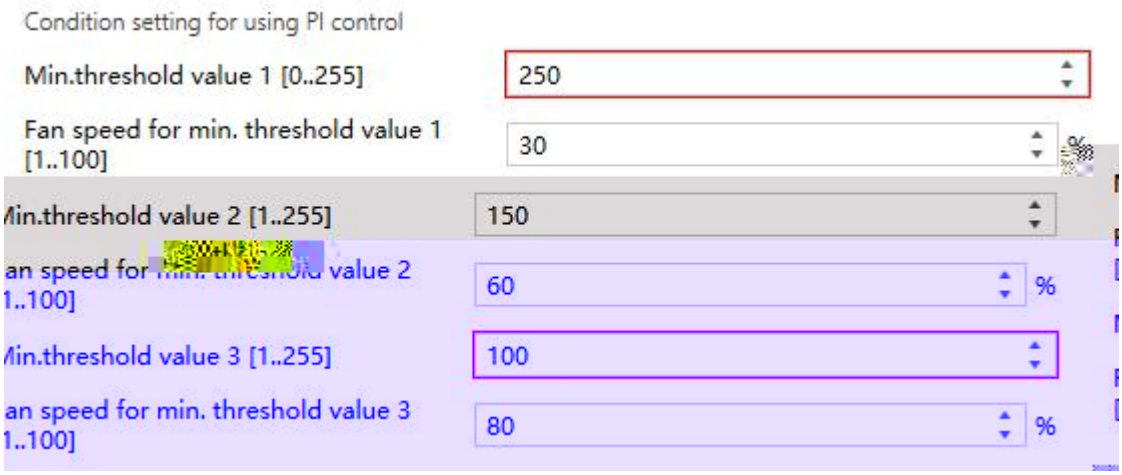

C 2- □

2- □ □ □ k

□ □ - k

□ □ - k

□ □

.	1 0..200
.	1 1..100
.	2 1..200
.	2 1..100
.	3 1..200
.	3 1..100

□ k

1 □ □ □ **0...200*0.1 □0 □ □ □ 1**

2/3 □ □ □ **1...200*0.1**

□ □ □ **1...100%**

□1. 1□ □ 0% k

2. 1 2□ □ 1 □ k

3. 2 3□ □ 2 □ k

4. 3□ □ 3 □ k

□ □ □ □ 1□ 2□ 3 k

□ 1< 2< 3 k

□ □ □ □

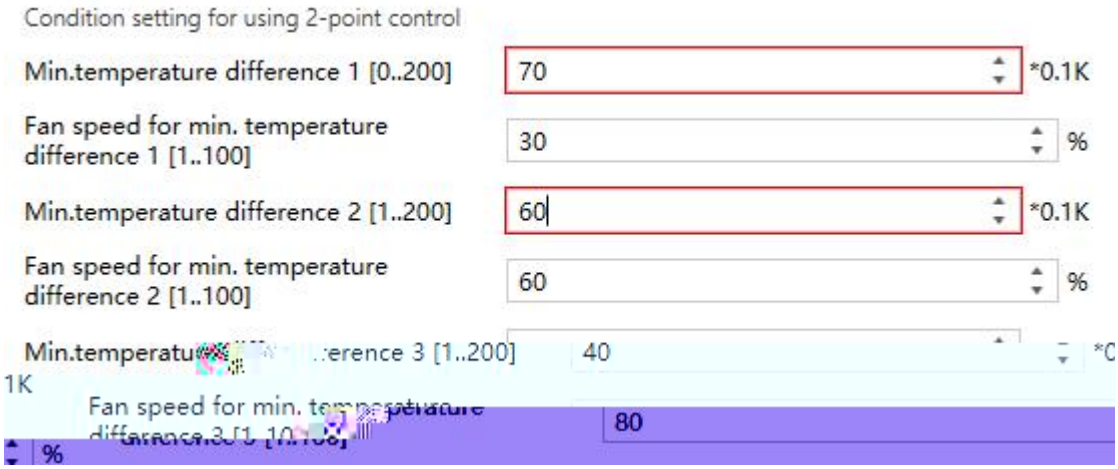

C

□ □ □ 4. .1.1 □ k

□ □ 4. .1.1 □ k

(=1,2,3,4)

□ □ □ □ □ k

□ □ □

D

1

1,

2

2, 1

2, 1,

3

3, 2

3, 2, 1

□ □ □

D

□ □ □ k

□□□ □□□ □□□□ □□

□□□

4.6.3.2.

4. .3.2 □ □ □ k

4. .2.2 □ k

4. .3.2

4.6.4.

□ □

□ □ □ □ □

•

□

1 ! □ □□ □ □□ □ □

k

2 ! , □ □ □ / □

□ **k**

3 ! □ □ □ **k**

□ □ , □ □ □ **k**

4 ! □ □ **k**

□

-

-

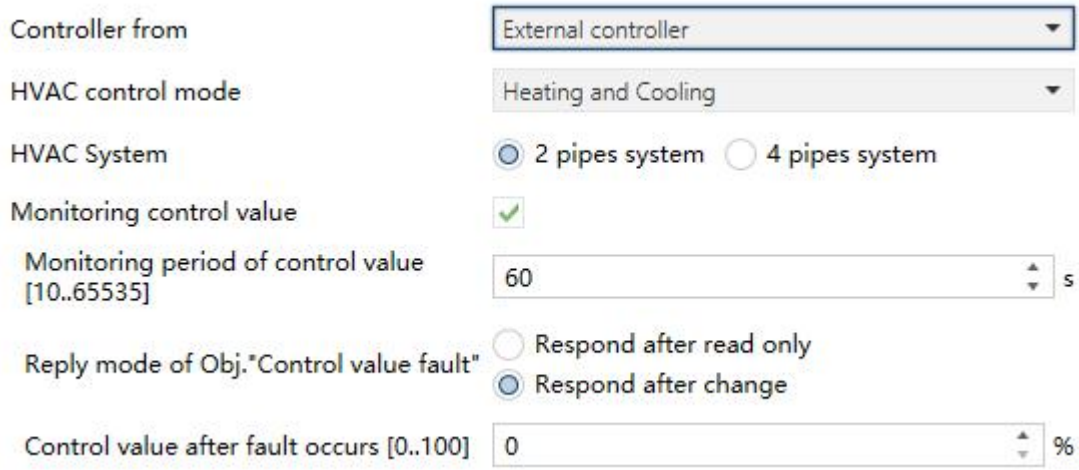

-

4.

C

k □ □

D

D □ □

AC

k

□ k

□ □ □ **/C** **/** **C**

□ □ k

□ □ k

□ □ k

AC

□ □ □ □ □ k

□ □ **2** **/4**

2 □ □ k

4 □ □ k

□ □

4 □ 4 □ □

k

k

□ □

. . **10..65535**

□ □ □

k □ □ **10 65535**

. . **. C**

□ k □ □

□ □

k

□ □

k

C **0..100**

□ k □ □ **0 100 %**

□ 0% □ □ 0% □ k

4.7.1. /C

4. .1(1) 4. .1(2) □

□ □ □ □

k (2 4 □)

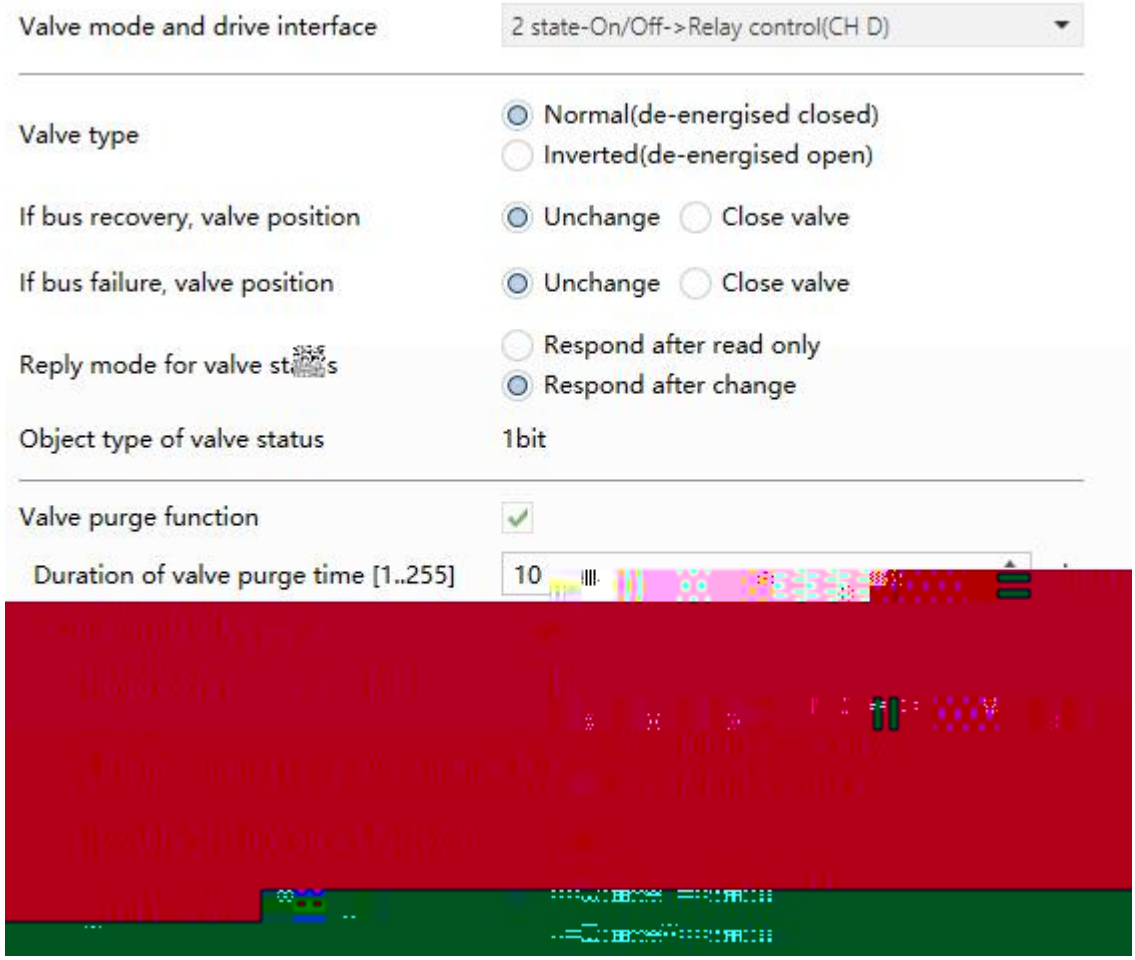

4. .1(1)

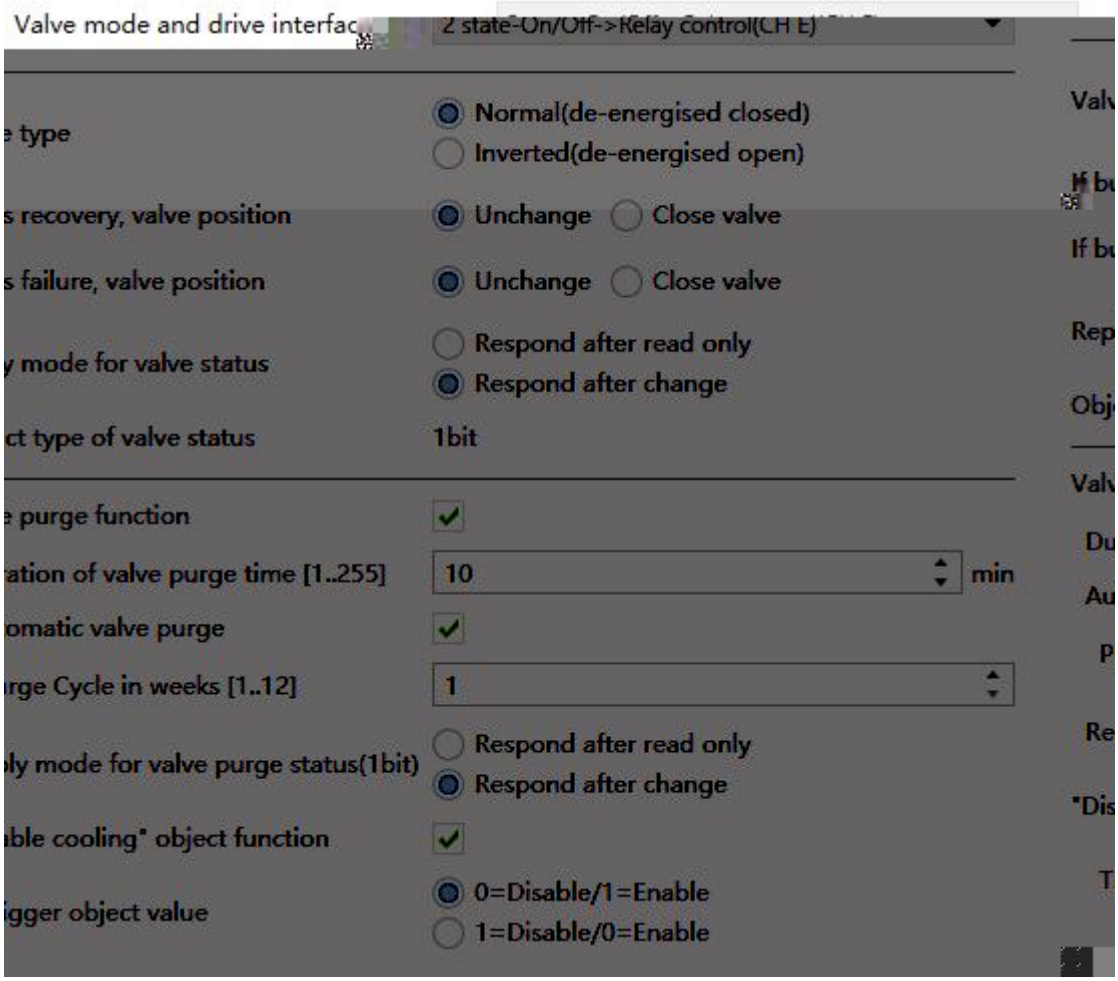

4. .1(2)

□ k

□ □ □

D

2 - / -> (C D)

2 - / -> (C)

C , -> (C D)

C , -> (C)

3 , -> (C D&)

2 - / ->0-10 (C)

C ->0-10 (C)

2 - / ->0-10 (C)

C ->0-10 (C)

2 - / □ □ □ k

+

□ □ k

3 , □ □ k

□ k

4.7.1.1. 2 - /

4. .1.1 k

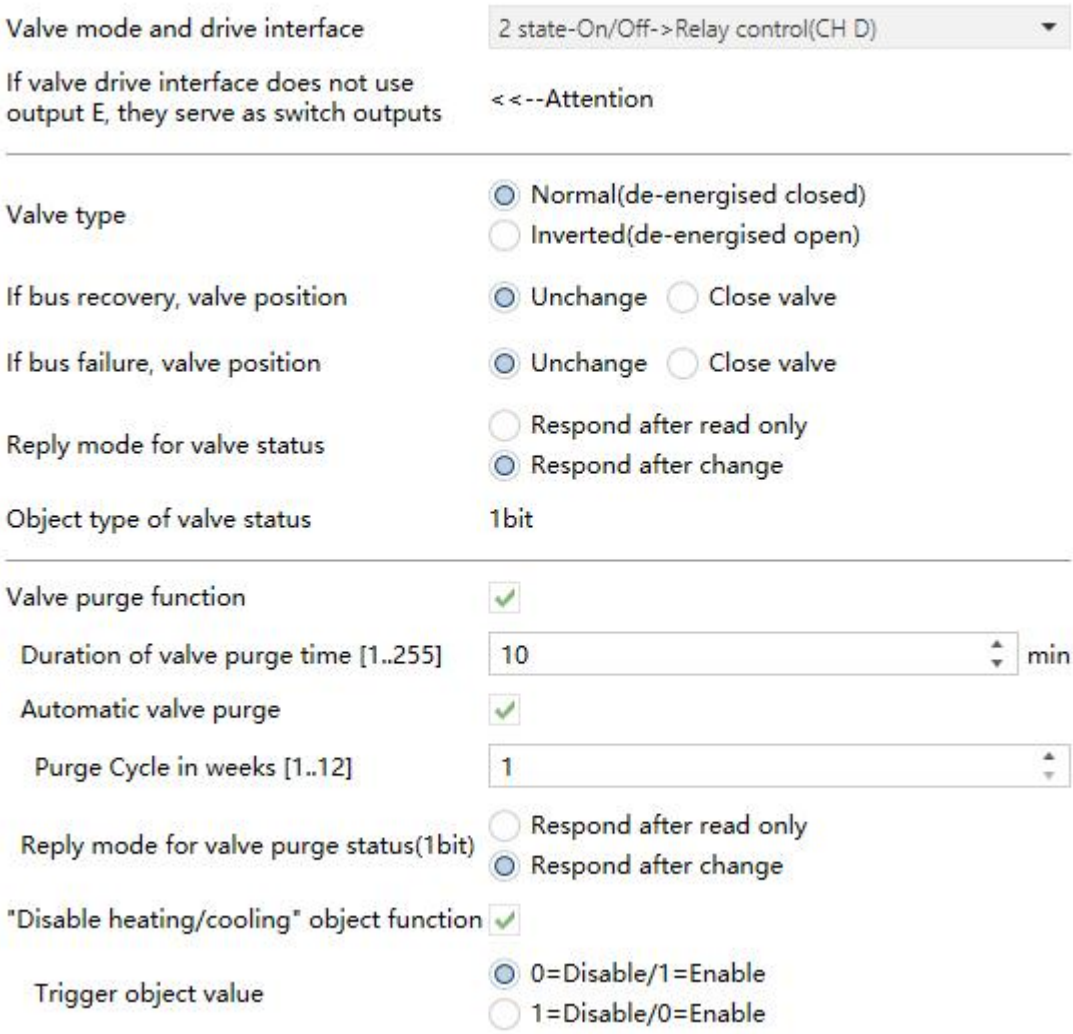

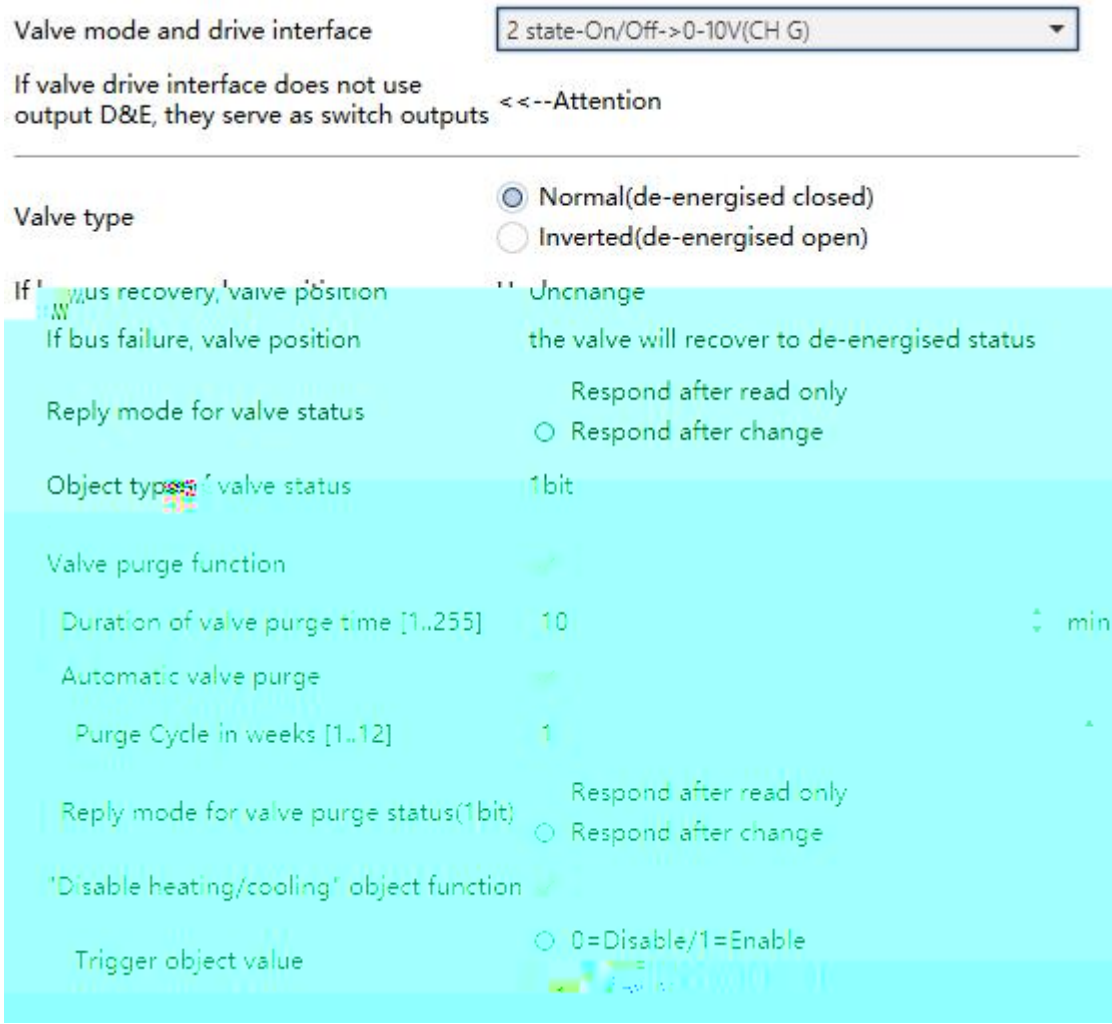

0-10

4. .1.1 2 - /

k □ □

(-)

(-)

□ (-) □ (-)

k

k

□ □ □ **/C**

0-10 □ □ □

□ □ k

□ k

k

□ □ □ /C

0-10 □ □ □ -

□ □ k

□ k

- □ □ k

□ □ □ k

k □ □

□ □ , /

k

□ □ , /

k

□ 1 k

k □ 1 , / □

□ k

D 1...255

□ □ □ □

k □ □ 1...255

□ / □ k

□ □ k

• • **A**

k □ □ k

• • **C** **1...12**

□ □ □ □ □

k □ □ □ □

k

□ □ **1...12**

□ □ □ k □ □ □

k

• • **(1)**

□ □ k □ □

□ □ , /

k

□ □ ,

/ k

D / "

/ k □ 1 , / □

/ □ k

• •

/ k □ □

0=D /1=

1=D /0=

0 /1 □ , / 0 □ / □ 1 □

k

1 /0 □ , / □1 □ / □ 0 □

k

□ □ □ □ k

□ □ k

□

k

4.7.1.2. C ,

4. .1.2 k

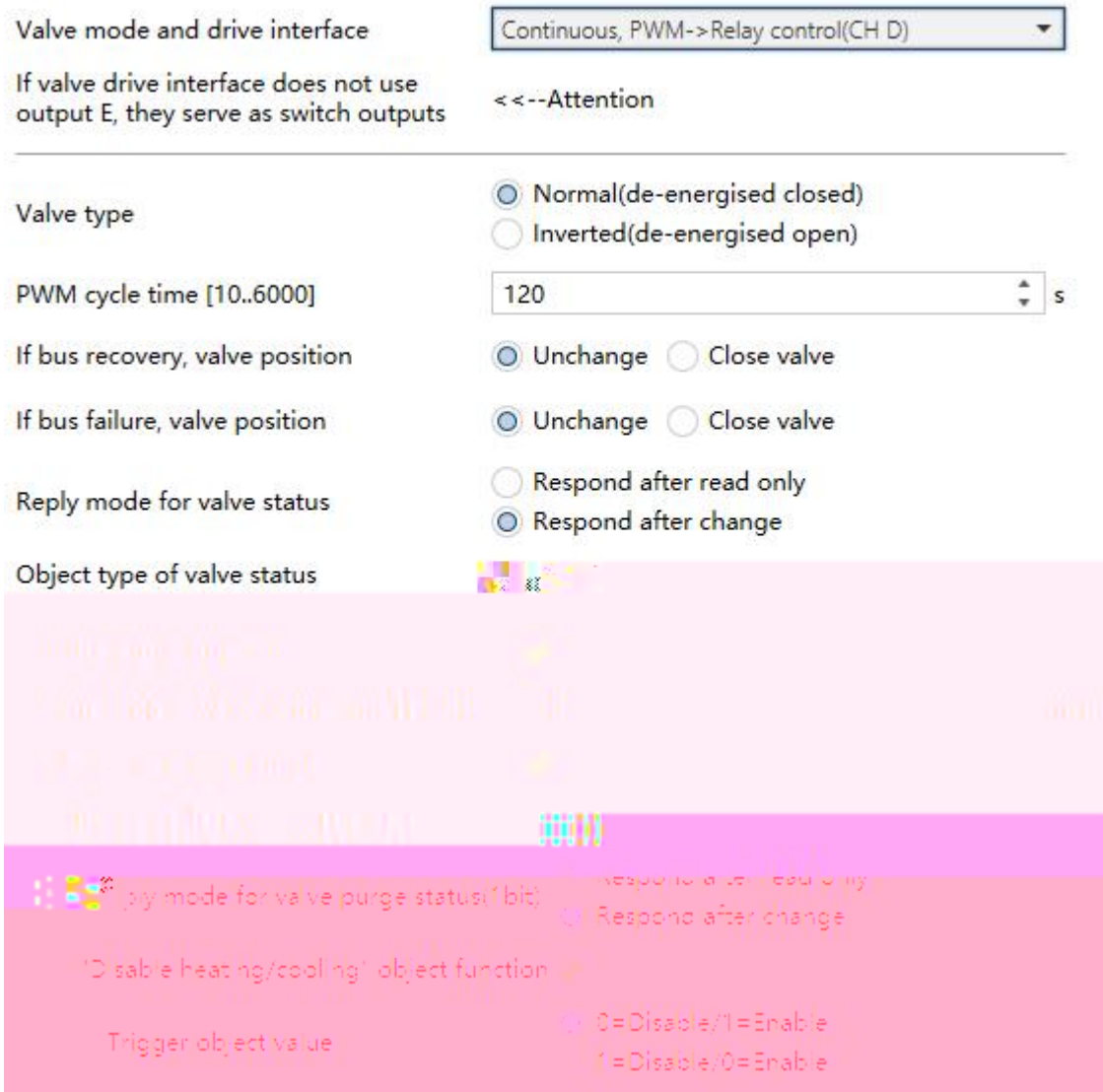

4. .1.2 ,

□ k

□ □ □

20% □ 1 □ 3 □ 12 □ 0% □ □ □

□ k

□

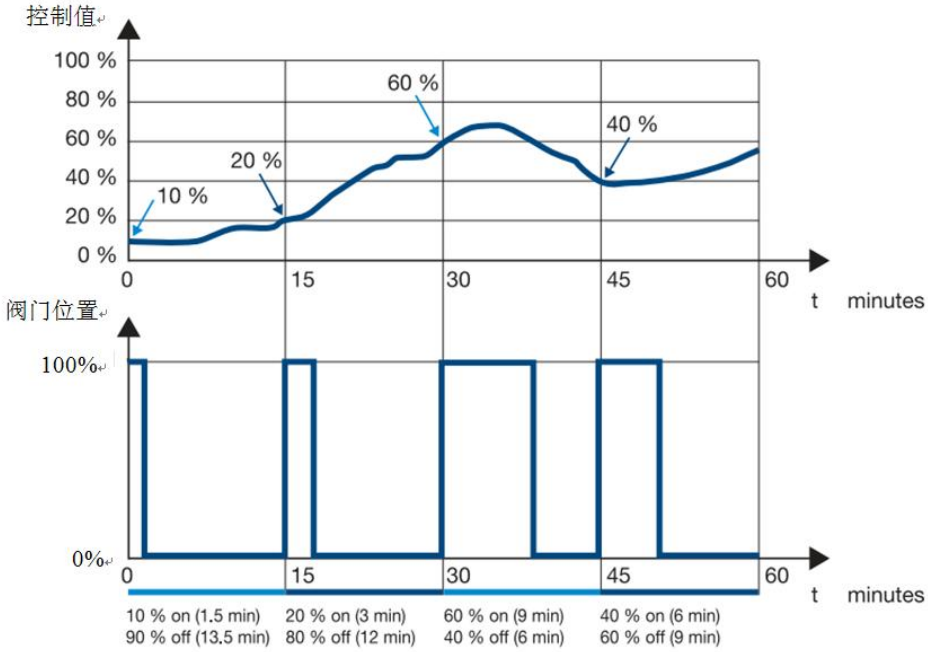

□ □ ! □

□ □ □ □ k

2 - / □ k

□ □

□	1..255 □
□	10..6000 □

k □ □ □ □ □ □

k

□ □ □ **1...255**

□ □ □ **10 6000**

□ **C** , □ □ □ □

(-)	□ □ □ , / 0 □ □ □ □ 1 k
(-)	□ □ □ , / 0 □ □ □ □ 1 k

4. .1.1 □ k

4.7.1.3. C

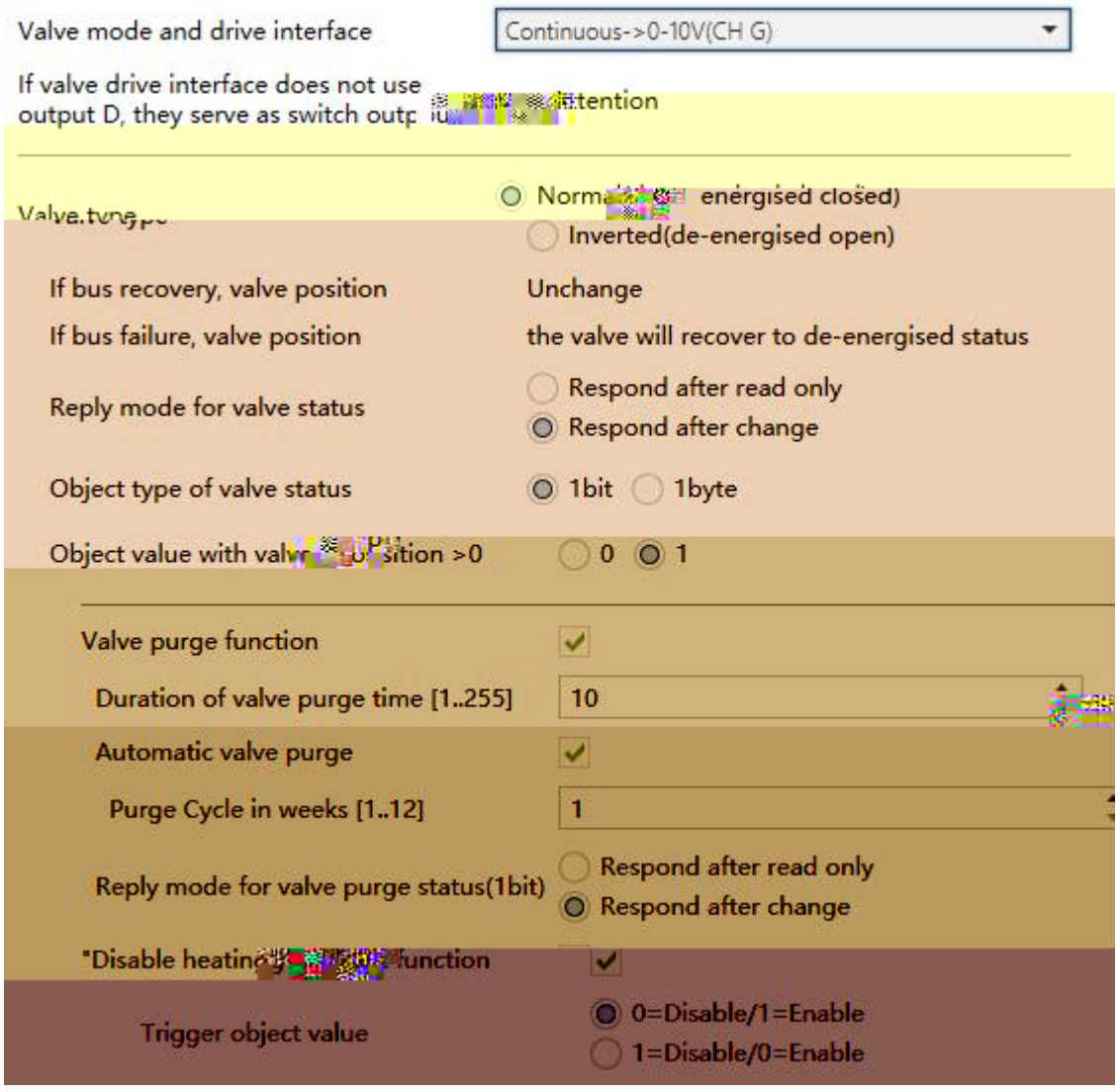

4. .1.3

k

k

k □ □

□ □ , /

k

□ □ , /

k

□ k □ □

1

1

1 □ □ 1 , / □ □ k

1 □ 1 , / □ □ k

>0

0 k □ □

0

1

□ 1 □ 0 □ , / 1 □ 0 □ 0 □

k

4. .1.1 □ k

4.7.1.4. 3 ,

4. .1.4 k

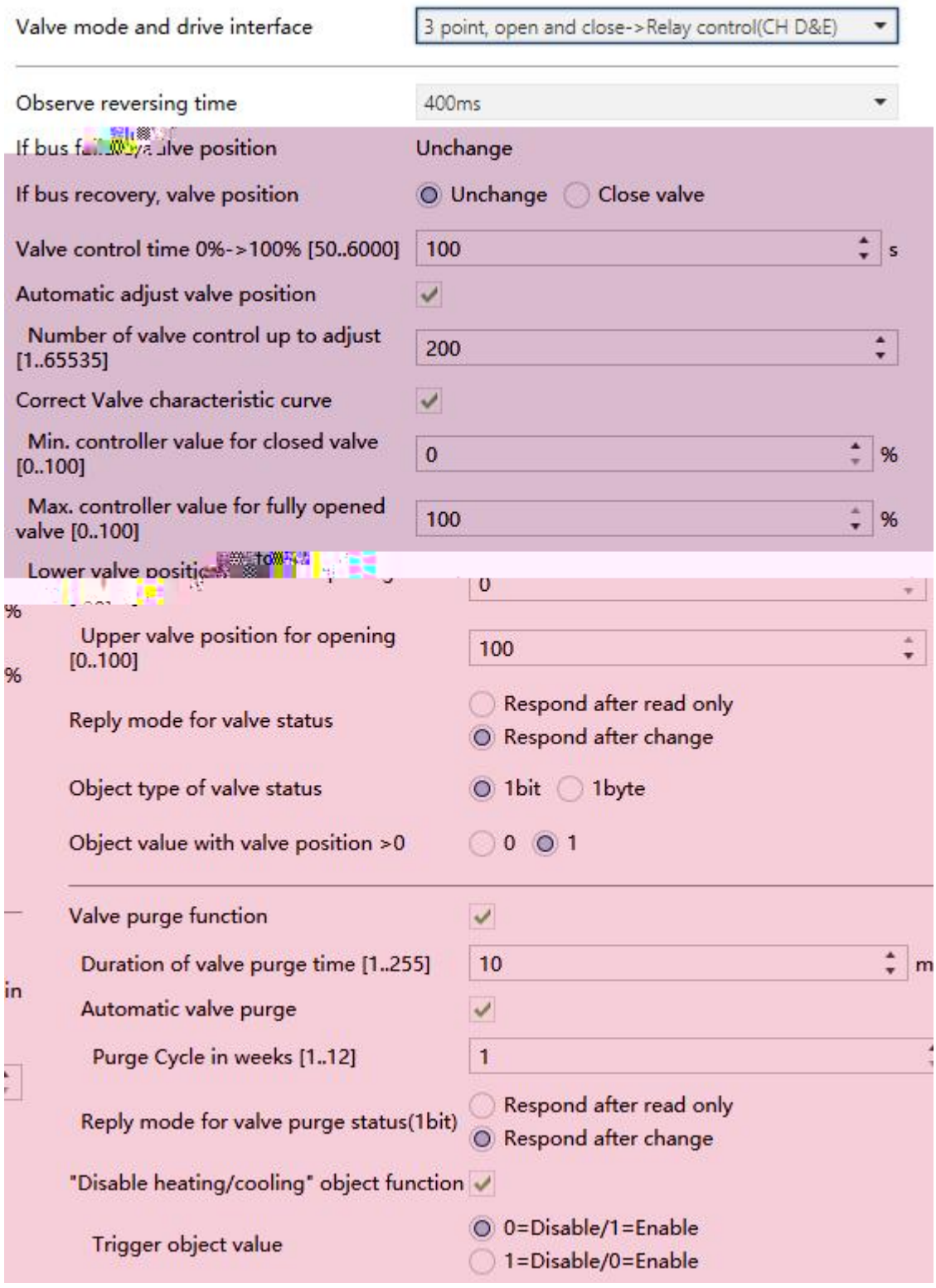

4. .1.4 3 ,

□ □ □ !

□ □ □ k □ 20% □

20% k □

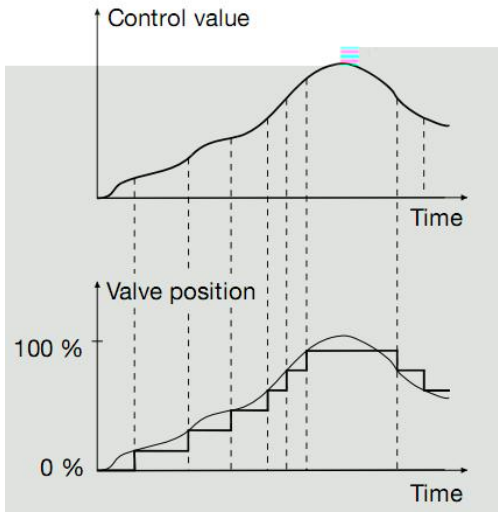

□

□ k □ □

100

200

...

1

1.2

1.5

□ □ □

k

k

k

k □ □

C

□ □ k

□ k

□ □ 0%□ 0% □

k

□ k

0% 100% 50 6000

□ k

□ □ **50...6000**

1 0 □ 20%□ 0%□ 20%˚ 0%

2 k

k

A

k □ k

□ □ □ □

□ □ k

1...65535

□ □ 0%□ □

k □ □ **1...65535**

100 □ 100 □ 101 □ □

□ □ □ 0% □

k □ 100 0%□ 101 0%□ □

□ 101 40%□ □ 0%□ 40% k

%□ + Ô %□ Ô %□ 1 □

1 □ 1 k

□ k □ □

□ k □ □ □ □ □

□ □ k

k

C

k

□ □

. **0..100**

. **0...100**

0...100

0...100

k □ □ **0...100%**

. □ k

. □ k

□ k

□ k

□ 10%□ 20%□ 0%□

0%□ □

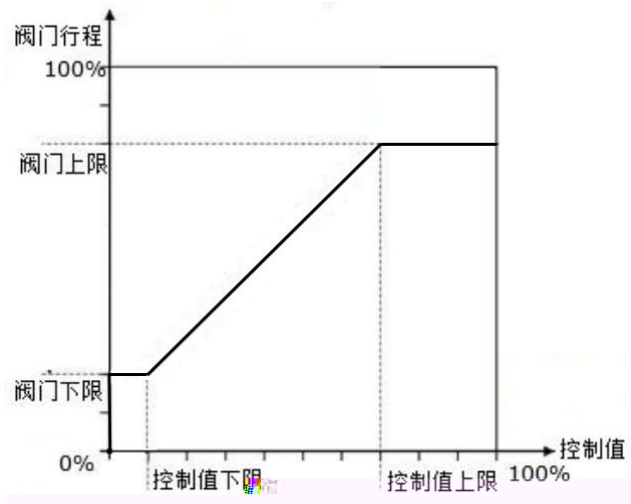

□ < □ □ □

□ □

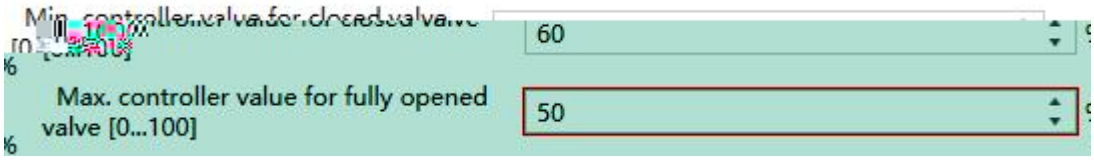

□ < □ □ □ □

□

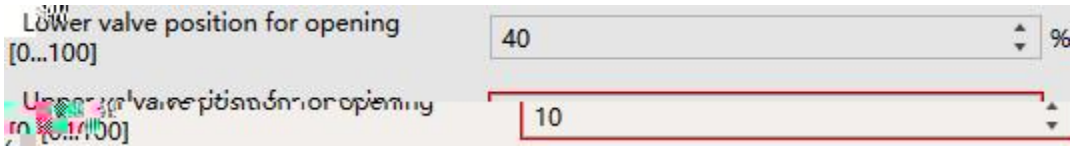

(1)

k □ □

□ □ , /

k

□ □ , /

k

□ k □ □

1

1

1 □ □ 1 , / □ □ k

1 □ 1 , / □ □ k

>0

0 k □ □

0

1

□ 1 □ 0 □ , / 1 □ 0 □ 0 □

k

4. .1.1 □ k

4.7.2.

□

□ □ □ □ □ **3** , □

□ **C** , **C** / □

□

1 ! □ □ □ □ □

□ k □ □ k

2 ! □ □ □ □ □ □

k

3 ! □ **3** ,

□ k

4 ! □ □ □ k □

□ □□ □ □**0%**□ k

□ ! □ □ k

□ □ □ k

5 ! / k □□ □

□ □ □ □

□ □ k □

□ □ k

6 ! □ □ □□ □

k □ □ □

□ □ □ k

□ □□

1 ! □ □ k

2 ! □ □ □

□ □ k

3 ! □ ! ! □ □ □

□ □ **1** k

4 ! □ □ □ □ □

k

4.8.

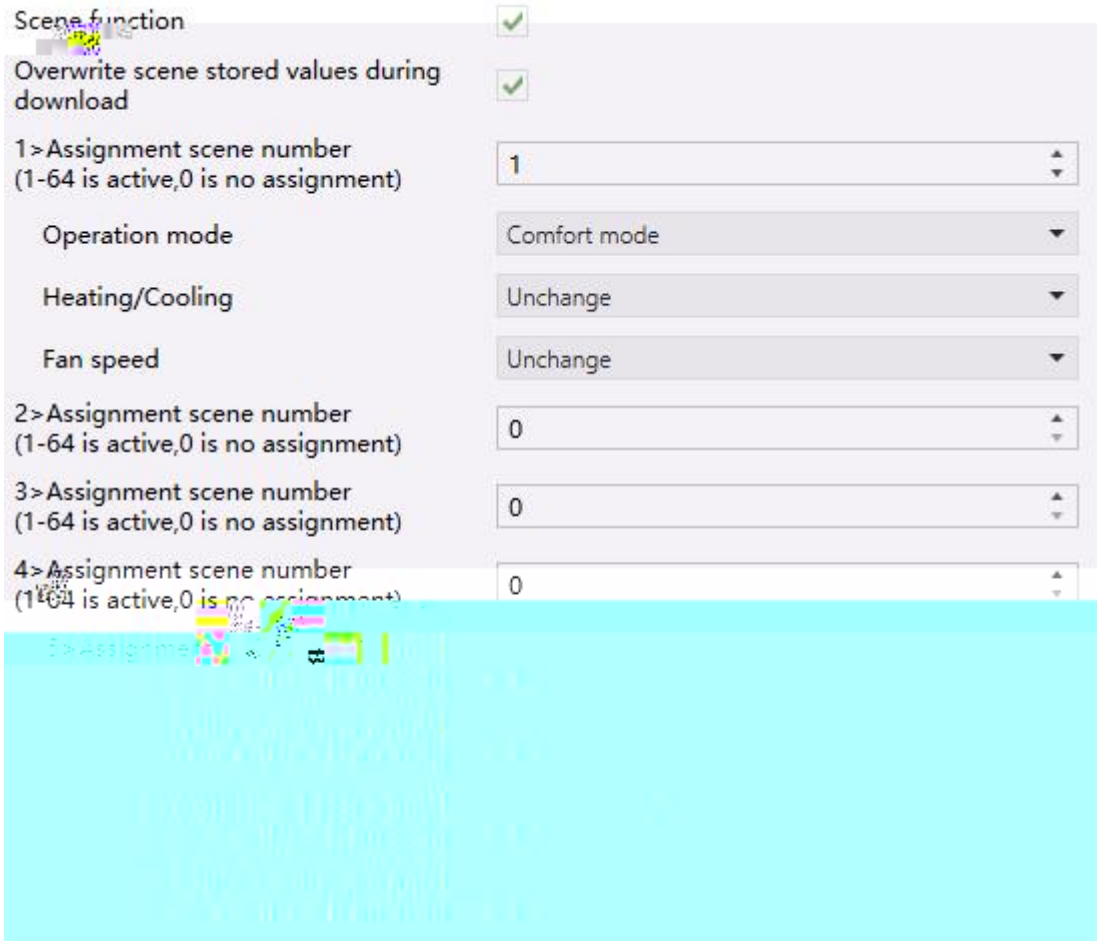

4.

k

□ □

k

□ □ □ □

□ k

□ □ □ □ □

k

>A (1-64 ,0) (=1 8)

k □ □**0...64**

□1. □ 1 64□ 0 63 k k

2. □ □ □ □ k

Exist multiple scene NO. assignment conflict, the valid scene NO. can't be the same, please correct, otherwise only the first one of those conflict scene is valid and others will be ignored

0 □ □

□ k k

□ □C / / / /

□ k k □ □

/

5,

...

37,

□ □ □ k

□ / / / □ k □ k

/ □ □ □ / /

□ □ □ / /1/2

□ □ □ / /1/2/3

□ □ □ □ k □ k □ □1..100%

/C

□ k

k

□ C □

□ □

□ k

5.1.

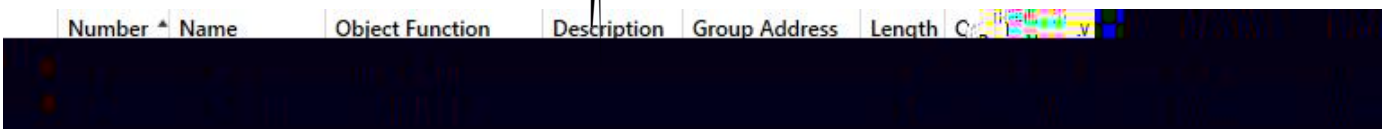

.1

1			**1**	**C, ,**	**1.001**
1 □ □ k					
2	**C**		**1**	**C,**	**1.001**
□ □ k "1"(0) k					

.1

5.2.

Number	Name	Object Function	Description	Group Address	Length	C	R	W	T	U	Data Type	Priority
4	Input 1 - ...	Actual temperature, Sensor			2 bytes	C	R	-	T	-	temperature (°C)	Low
5	Input 1 - ...	Temperature error report, Sensor			1 bit	C					alarm	Low

(10)

Number	Name	Object Function	Description	Group Address	Length	C	R	W	T	U	Data Type	Priority
4	Input 1 - ...	Close, Switch			1 bit							

Number	Name	Object Function	Description	Group Address	Length	C	R	W	T	U	Data Type	Priority
4	Input 1 - ...	Scene			1 byte	C	-	-	T	-	scene control	Low

Number	Name	Object Function	Description	Group Address	Length	C	R	W	T	U	Data Type	Priority
3	Input 1 - ...	Disable			1 bit	C	-	W	-	-	enable	Low
4	Input 1 - ...	Short, Scene			1 byte	C	-	-	T	-	scene control	Low
5	Input 1 - ...	Long, Scene			1 byte	C	-	-	T	-	scene control	Low

Number	Name	Object Function	Description	Group Address	Length	C	R	W	T	U	Data Type	Priority
4	Input 1 - ...	String			14 bytes	C	-				Character String (ISO 8859-1)	Low

Number	Name	Object Function	Description	Group Address	Length	C	R	W	T	U	Data Type	Priority
3	Input 1 - ...	Short, String			14 bytes	C	-	-	T	-	Character String (ISO 8859-1)	Low

(14)

.2

4	**A , **	**1 - ...**	**2**	**C, ,**	**9.001**
k □ - 0 . (30 .) □ □ □ - ... k k					
5	**, **	**1 - ...**	**1**	**C, ,**	**1.005**
□ k					
3	**D**	**1 - ...**	**1**	**C,**	**1.003**

/	□	□ !	k
4	**1 - ...**	**1**	**C, , , , 1.001**
4	**C / , 1 - ...**	**1**	**C, , , , 1.001**
5	**/ , 1 - ...**	**1**	**C, , , , 1.001**

k / 1 2 k

1 □ k 2 □ / □

/ k □

0

1

4		**1 - ...**	**1**	**C,**	**18.001**
4	**C / ,**	**1 - ...**	**1**	**C,**	**18.001**
5	**/ ,**	**1 - ...**	**1**	**C,**	**18.001**

k / 1

2 k

1 □ k 2 □ / □

/ k k

( )□

□ 0 □ 1 □

□0□

□ □0 3□ k

□

0 1 2 3	1 2 3 4
12 12 130 1 1	1 2 3 4

□ 1 4□ 0 3 k 1□

0 k

4		**1 - ...**	**14**	**C,**	**16.001** **(8859-1)**
4	**C / ,**	**1 - ...**	**14**	**C,**	**16.001** **(8859-1)**
5	**/ ,**	**1 - ...**	**14**	**C,**	**16.001** **(8859-1)**

k / 1 2

k

1 □ k 2 □ / □

/ k

5.3.

Number	Name	Object Function	Description	Group Address	Length	C	R	W	T	U	Data Type	Priority

.3

9 1- ... 1 C, 1.001

k

0 □ □

k □

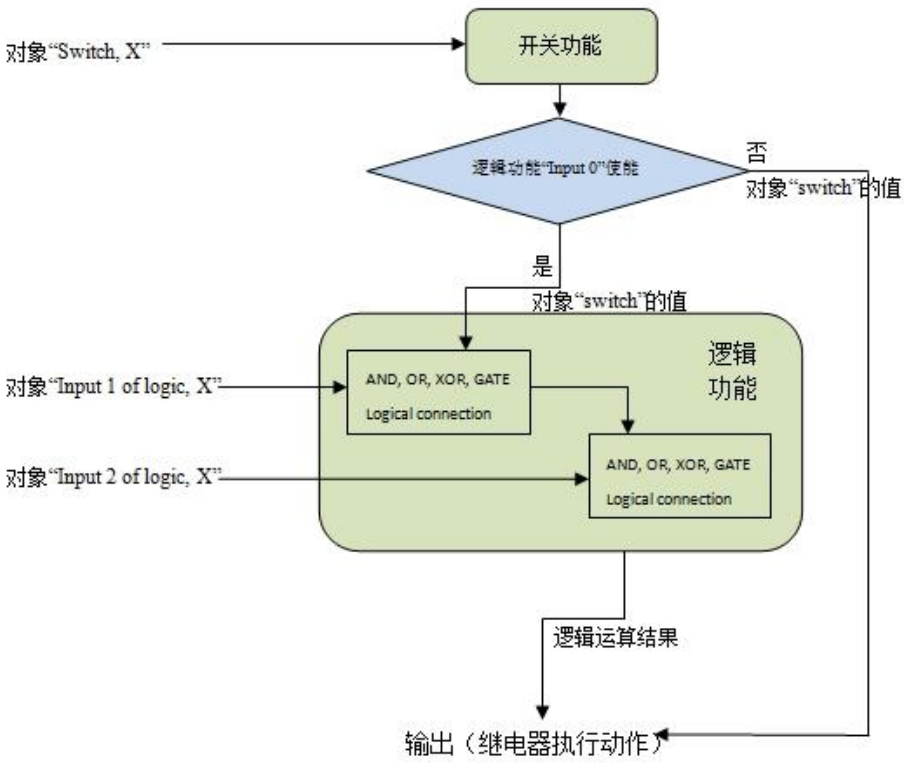

(.30 .) □ □ □ -... k

k

10		**1- ...**	**1**	**C, ,**	**1.001**
□ □ k □ □ □ □ □ k					
11		**1- ...**	**1**	**C,**	**1.003**
□ k 1 □ □ 0 □ □ □ □ k □ □ □ k					
12	**D**	**1- ...**	**1**	**C,**	**1.001**
□ k					
12		**1- ...**	**1**	**C,**	**1.001**
□ k					
12		**1- ...**	**1**	**C,**	**1.001**
□ k					
13		**1- ...**	**2** **4**	**C, , , ,**	**7.007 ( )** **13.100 ( )**
□ □ k 2 □4 k					
14		**1- ...**	**1**	**C,**	**18.001**

k

k k

( )□

0 □ 1 □

□0□

□ □0 3□ k

□ 1 4□ 0 3 k

1□ 0 k □

0 1 2 3	1 2 3 4

15

k

1 □ 1

0 □

2 □ 3 □ 2 □

1 0

17	**2**	**1- ...**	**1**	**C,**	**1.002**
	2			□	2 k

.3

□ k

57 **1** **C,** **1.007**

□ k □

k □

0 ˆ

1 ˆ

58 **2** **C,** **9.002**

□ k 2 k

59 **1** **C,** **1.015**

□ k 1 □ k

60 **/C**

1 □ k 1 □ ! 0 □ k 1 □ 1 □0 k					
66			**1**	**C,**	**1.016**
k □ 0̊ ˚ 1̊ ˚ 1 □ □ □ 1□ □ □ k □ □ k □ / k					
68			**1**	**C, ,**	**1.019 /**
k □ 0̊ ˚ 1̊ ˚					
69			**1**	**C, ,**	**1.018**
k □ 0̊ ˚ 1̊ ˚					
70	**A ,**		**2**	**C, ,**	**9.001**
□ k k					
71	**B ,**		**2**	**C, ,**	**9.001**
k k					
72	**,**		**2**	**C, ,**	**9.002**
□ k k					

73	C ,	2	C, ,	9.001	
74	/C ,	1	C, ,	1.100	/
75	,	1	C, ,ƨ	20.102	AC
76	C ,	1	C, ,	1.003	
77	,	1	C, ,	1.003	
78	/ ,	1	C, ,	1.003	
79	,	1	C, ,	1.003	

1 □ □ □ 1- □2- □3- □4- □ k

1 □

□ 1 k1 □ □ !

0 k1 □ □ 1 k

80	/C	1 1			

5.5.

Number	Name	Object Function	Descrip	Group Addr	Length	C	R	W	T	U	Data Type	Priority
90	Fan	Fan speed			1 bit	C	-	W	-	-	switch	Low
94	Fan	Status Fan On/Off			1 bit	C	R	-	T	-	switch	Low
99	Fan	Automatic function			1 bit	C	-	W	-	-	enable	Low
100	Fan	Status Automatic			1 bit	C	R	-	T	-	enable	Low
101	Fan	Forced operation			1 bit	C	-	W	-	-	enable	Low
102	Fan	Control value 1			1 byte	C	-	W	-	-	percentage (0..100%)	Low
103	Fan	Control value 2			1 byte	C	-	W	-	-	percentage (0..100%)	Low
104	Fan	Switching control value 1/2			1 bit	C	-	W	-	-	switch	Low
105	Fan	Control value fault			1 bit	C	R	-	T	-	alarm	Low
106	Fan	Fan Limitation 1			1 bit	C	-	W	-	-	enable	Low
107	Fan	Fan Limitation 2			1 bit	C	-	W	-	-	enable	Low
108	Fan	Fan Limitation 3			1 bit	C	-	W	-	-	enable	Low
109	Fan	Fan Limitation 4			1 bit	C	-	W	-	-	enable	Low

. - (1)

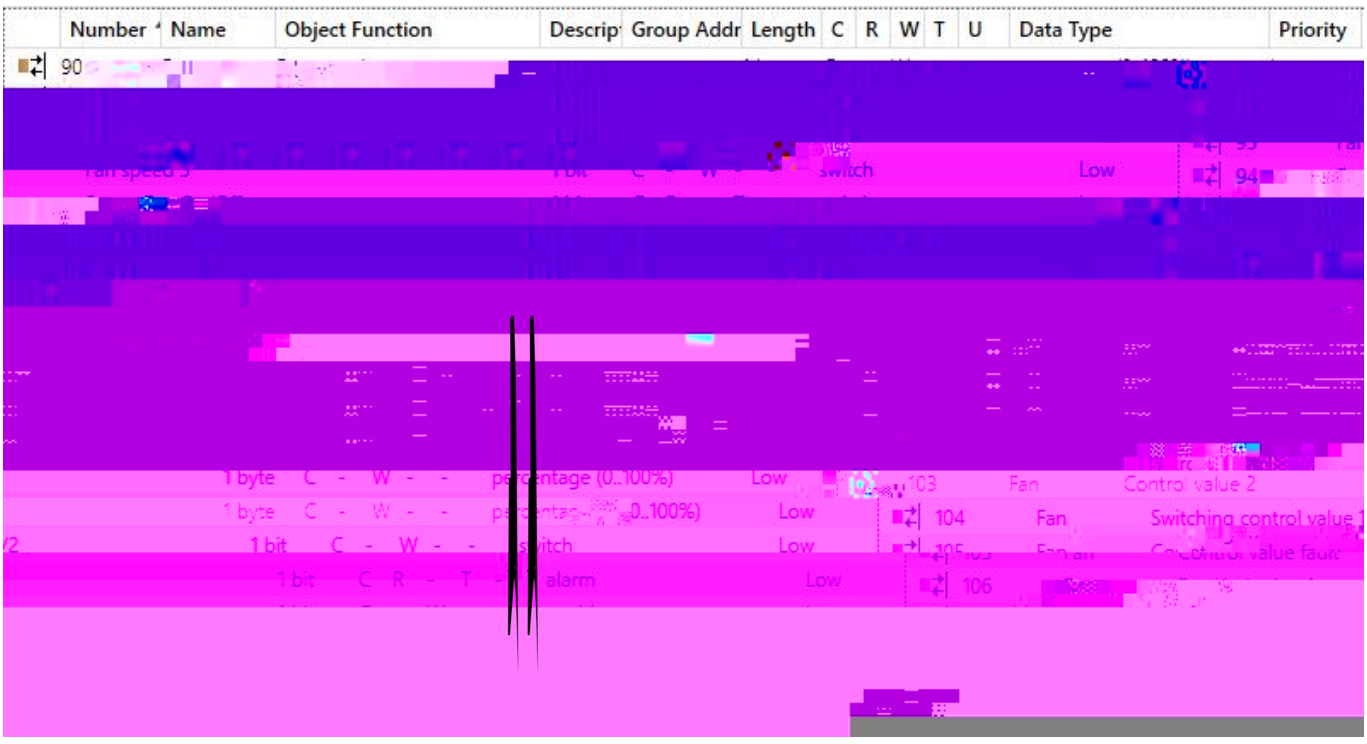

. - / (2)

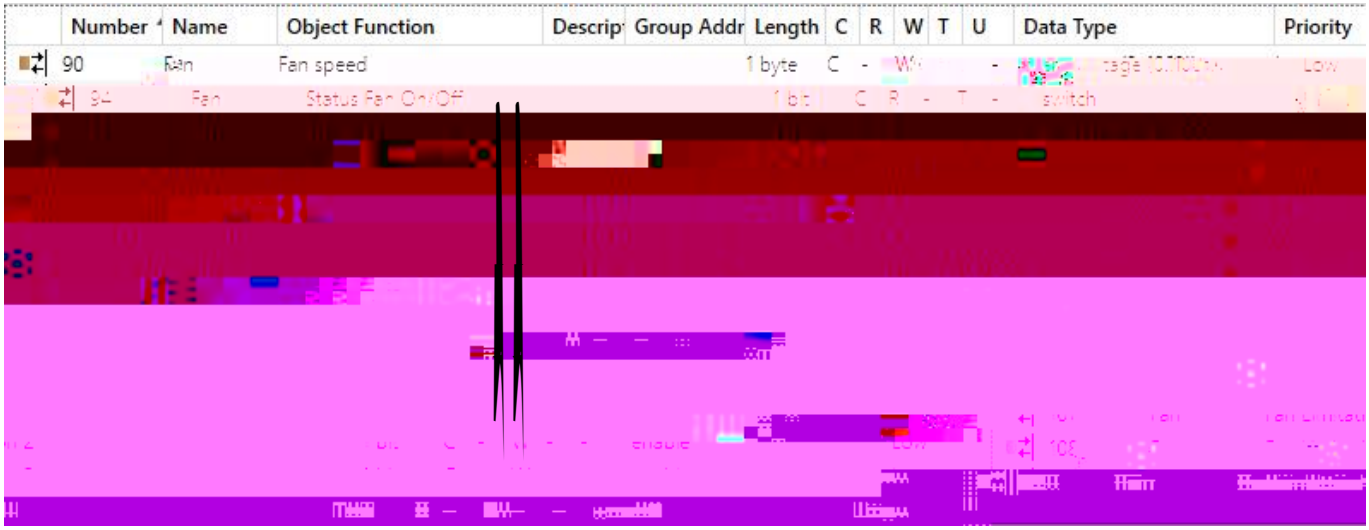

. - (3)

90			**1** **1**	**C,**	**1.001** **5.001** **5.100**
1 □ □ , 1 □ □ k □ 0 □ 1 □ /2/3 □ □ □ 1 □ □ □ □ □ □ □ □ □ □ □ k □ k					
91/.../93	**1/2/3**		**1**	**C,**	**1.001**
2/3 □ □ k □ 1□ □ 1 3 □ □ k □ 1 3 □ □ □ k □ 0 □ 1 □					
94	**/**		**1**	**C, ,**	**1.001**
□ k □ □ □ k □ 0 □					

1 □					
95			**1**	**C, ,**	**5.001** **5.100**
/2/3 □ □ k □ k □ k					
96/.../98	**1/2/3**		**1**	**C, ,**	**1.001**
2/3 □ □ . 1 k □ 1/2/3 k □ 0 □ 1 □					
99	**A**		**1**	**C,**	**1.003**
k □ k k □ /2/3 □ □ □ □ □ □ □ k □ □ k □ 0□ /1 □ □ 0 1 □ 1□ /0 □ □ 0 1 □ □ 0□ -- 1- 3□ -- (1,2,3,)					
100	**A**		**1**	**C, ,**	**1.003**
k k					

101			**1**	**C,**	**1.003**
k □ □ □ □ □ 1-4 k □ 0□ /1 □ □ 0 1 □ 1□ /0 □ □ 1 0					
102	**C** **C 1**		**1**	**C,**	**5.001**
103	**C 2**		**1**	**C,**	**5.001**
□ □ □ k					
104	**1/2**		**1**	**C,**	**1.001**
k □ 0 1 1 2					
105	**C**		**1**	**C, ,**	**1.005**
□ k □ k □ 0 1					
106/.../109	**1/2/3/4**		**1**	**C,**	**1.003**
1 □ 1/2/3/4 □ 0 □ k 1/2/3/4 □ □ 1/2/3/4 □ 1/2/3/4 k 0 1/2/3/4					

1 1/2/3/4

□ **1/2/3/4** k

5.6.

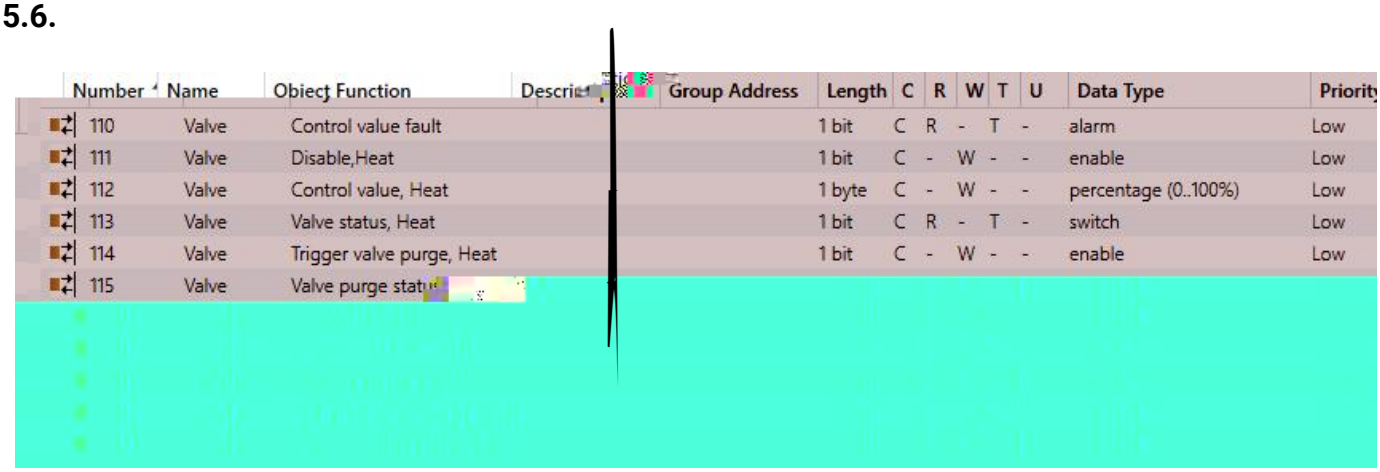

Number	Name	Object Function	Descrip	Group Address	Length	C	R	W	T	U	Data Type	Priority
110	Valve	Control value fault			1 bit	C	R	-	T	-	alarm	Low
111	Valve	Disable,Heat			1 bit	C	-	W	-	-	enable	Low
112	Valve	Control value, Heat			1 byte	C	-	W	-	-	percentage (0..100%)	Low
113	Valve	Valve status, Heat			1 bit	C	R	-	T	-	switch	Low
114	Valve	Trigger valve purge, Heat			1 bit	C	-	W	-	-	enable	Low
115	Valve	Valve purge stat										

.

110	**C**		**1**	**C, ,**	**1.005**
□ k □ k □ 0 1					
111	**D , (/C)**		**1**	**C,**	**1.003**
116	**D , C**		**1**	**C,**	**1.003**
□ / k □ 0%□ □□ □ k					
112	**C , (/C)**		**1** **1**	**C,**	**1.001** **5.001 (0..100%)**
117	**C , C**		**1** **1**	**C,**	**1.001** **5.001 (0..100%)**
k 2 □ □112□ k 1 1 □ k					
113	**, (/C)**		**1** **1**	**C, ,**	**1.001** **5.001 (0..100%)**
118	**, C**		**1** **1**	**C, ,**	**1.001** **5.001 (0..100%)**

		□		k	
114	**, (/C)**		**1**	**C,**	**1.003**
119	**, C**		**1**	**C,**	**1.003**
		□ □		k	□
	0 1				
115	**, (/C)**		**1**	**C, ,**	**1.003**
120	**, C**		**1**	**C, ,**	**1.003**
		k	□	k	□
	0 1				

.

5.7.

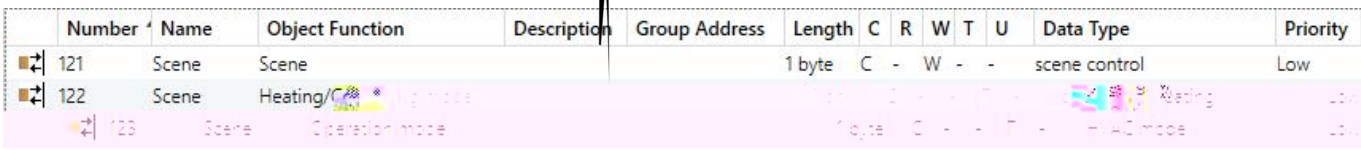

Number	Name	Object Function	Description	Group Address	Length	C	R	W	T	U	Data Type	Priority
121	Scene	Scene			1 byte	C	-	W	-	-	scene control	Low
122	Scene	Heating/C										

.

121		**1 C, 18.001**

k

k k

( )□

0 □ 1 □

□0□

□ □0 3□ k

□ 1 4□ 0 3 k

1□ 0 k □

0 1 2 3	1 2 3 4
12 12 130 1 1	1 2 3 4

122	**/C**	**1 C, 1.100 /**

k k					
123			**1**	**C,**	**20.102 AC**
		k			k

.