K-BUS

注意事项

1、请远离强磁场、高温、潮湿等环境；









□ □ □□

□□ □ □ □ □ □ □ □□□ □□ □ □ □

□ □ □ □ □□ □ □ !□□□□ □ □ □□□□□□ □ □□

□□ □k

□□ □ □ !□ ! □ !□□ ! ! □!□

! □ □ □□□ □□ □ □ □□□□ □ □ □k

□ □□ □ □□ □! □□ □□ □□ □ □ □ □ k

□□ □ □□ □ □□□□□ □□ □□ □k

□ □ □k□□ □ □ □□ □ □ □ □ □ □□□ □

□□□ □k

□□ □ □ □□ □ □□□□ □ □ □ □□□

□□ □ □ □□ □ □□□ k

□ □□□□

- □□
- □
- ! ! □□
-
- □
- □

-
- □ □
- □□ □□ ! ! !□□□□ !□ □□ ! □ □
- □ □□ □□□□□ □ □ □ □□□□ □ □□ □□

□

□ □ □

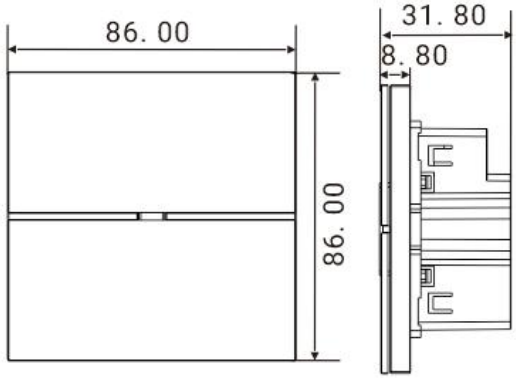
86. 00
31. 80
8. 80
86. 00

□

□ □ □□□□ □

□□	□ □ □	□ □	□ □ □

□□ □

□□ □ □ □ ! □□ □□□ ! □□□□ □ k

□ □□ □□ □□ □ ! □□□ k

□

□ □□□□ □□ □□□ □ k □ □ ! □ ! □□ ! !

□ ! □ ! k

! □ □□ □□□□ □ □□ □ k

□ □

□ □ □ □□ □□ □ □ □ □ □ □□ □ □

□□□ □ ! □ □ □ □ k

□□ □ □□□□□ ! □ □ □ □ ! □ □ □ □ □!

□□ □ □ □ □ □□ ! k

□□ □

□ □□□□□□□□□ □□□ □ □□□□□ k

□□ □ ! ! ! □□ ! □ □□ ! □ □ k

□□ □

□□□□ □ □ □ □ □□ □ □ □ □ □ □ □

□ k □ □ □ □ □□ k

□□ □ □

□ □□□□□ □ □ k

□ □ □ □□□

□□□□

□□□□

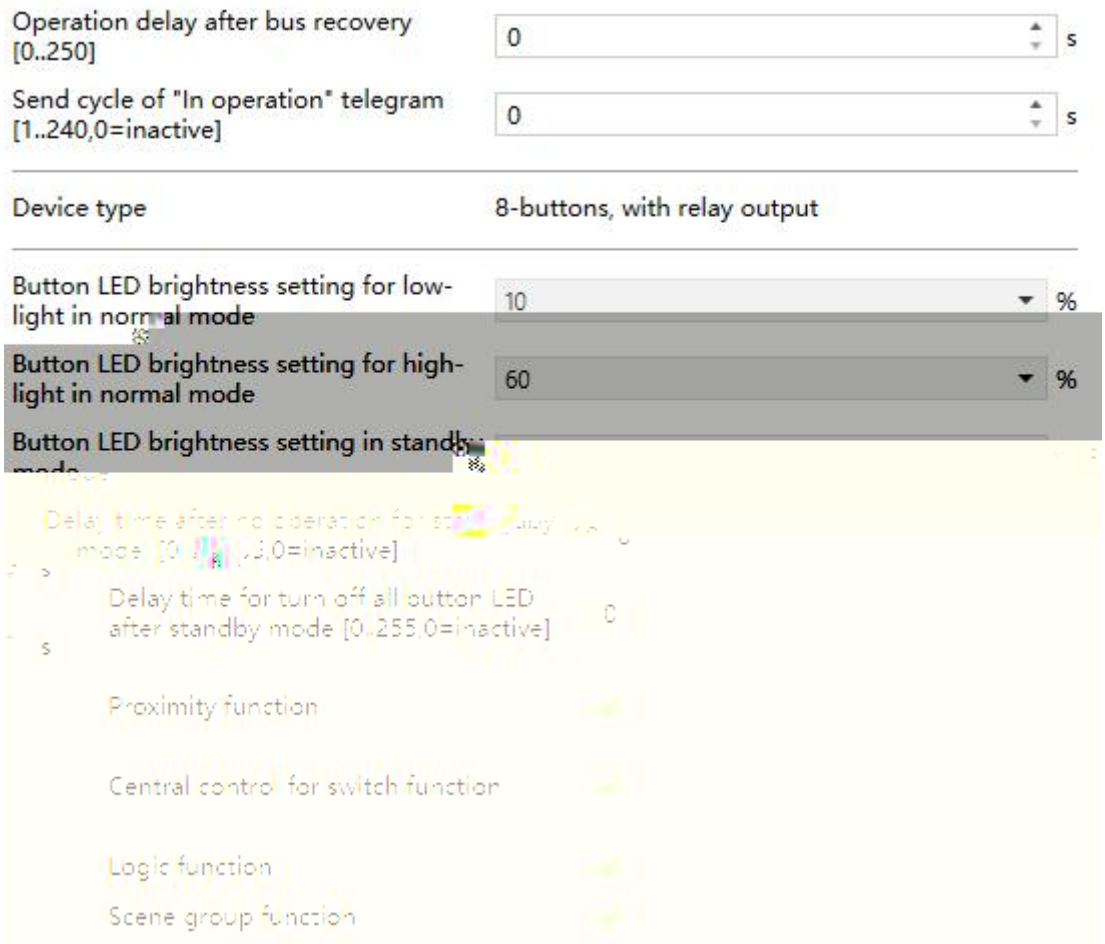
Operation delay after bus recovery [0..250]
0
s
Send cycle of "In operation" telegram [1..240,0=inactive]
0
s
Device type
8-buttons, with relay output
Button LED brightness setting for low-light in normal mode
10
%
Button LED brightness setting for high-light in normal mode
60
%
Button LED brightness setting in standby mode
Delay time after no operation for standby mode [0..3,0=inactive]
Delay time for turn off all buttor LED after standby mode [0..255,0=inactive]
Proximity function
Central control for switch function
Logic function
Scene group function

□□□□

□ □

□ □□□ □ □ □ k □□□

□□□ □ □□ □ □ □ □□ k

□

□ □□□□ □□ □ □ □□□ □ □□□ □□□k □□ □ □

k□□□ □ □ □ □ □ □

□ □k □□□ □ □ □□

□□ □□□□ □ □□□□ □ □ □□□k

□ □

□ □□ □ □ □ □□ k

□□□ □ □ □□ □ □ □

□□ □

□ □

□ □□ □ □ □ □ □ □ k □□□

□□ □ □ □ □ □□□k

□ □

□ □□ □ □ □ □ □ □ k □□□

□ □

□ □ □ □ □□□ □□ □k□ □□ □ k

□□□

□ □

□ □□ □ □ □ □ □ □□ □ □ k □□□



The Proximity function triggered via
Sensor

k

k

k

k

k

□□□□

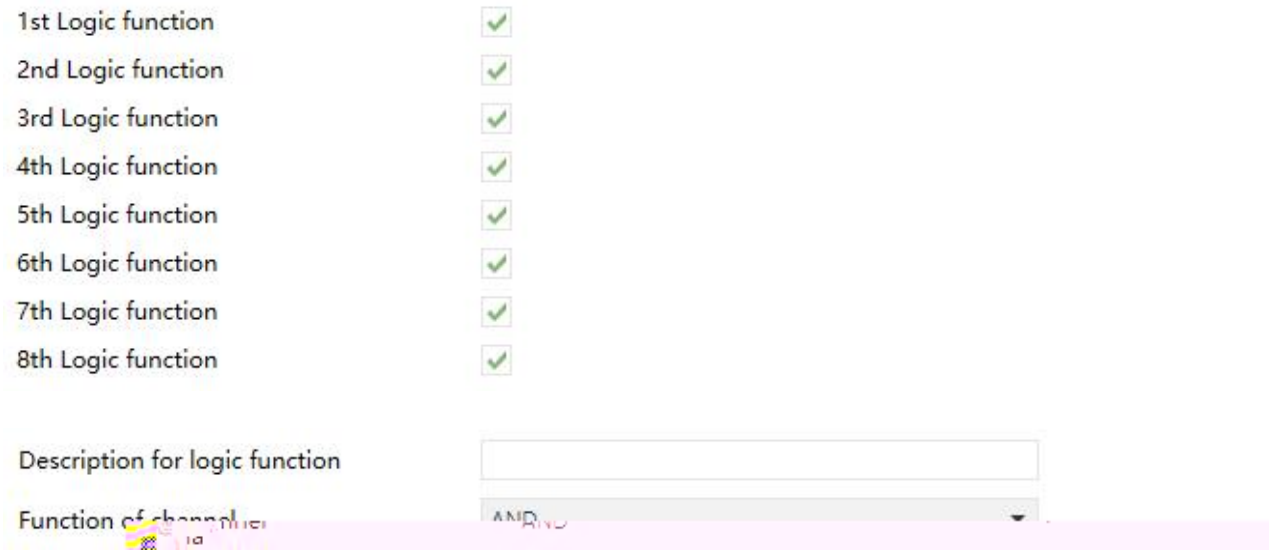
1st Logic function
2nd Logic function
3rd Logic function
4th Logic function
5th Logic function
6th Logic function
7th Logic function
8th Logic function
Description for logic function
Function of channel

□□□□

□ □

□ □ □□□□ □□□□□□□□ □ □□□ □□k□ □ □□ □k

□ □

□ □□ □□ □□ □ □k□ □ □k

□ □

□ □ □□□□□□□□□ □k □□□

□□

□□

□□

□□□□

□ □□

□

□ □□ □□ □ □□□□ □ □ □□□ □□□ k

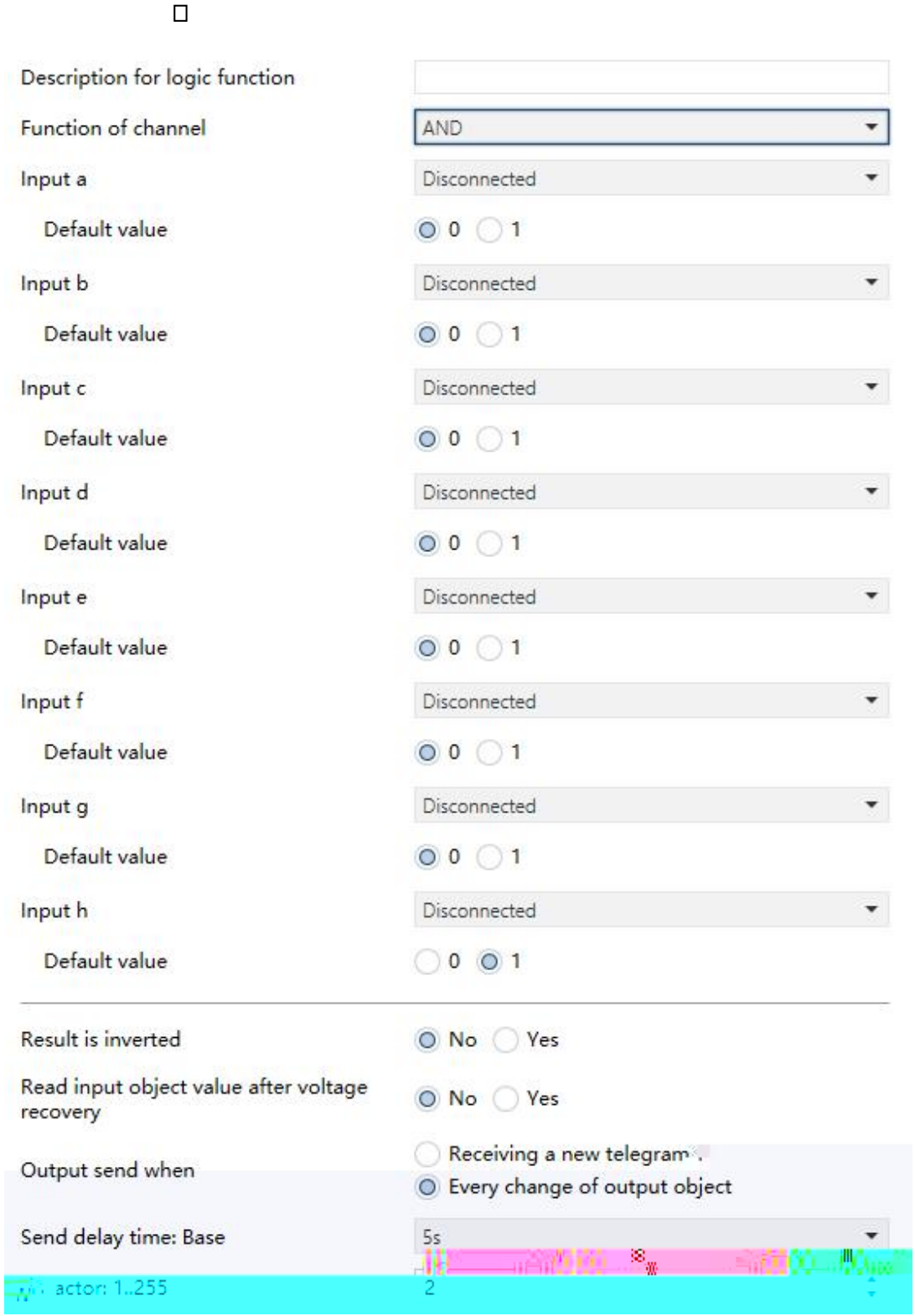
Description for logic function
Function of channel
AND
Input a
Disconnected
Default value
0
1
Input b
Disconnected
Default value
0
1
Input c
Disconnected
Default value
0
1
Input d
Disconnected
Default value
0
1
Input e
Disconnected
Default value
0
1
Input f
Disconnected
Default value
0
1
Input g
Disconnected
Default value
0
1
Input h
Disconnected
Default value
0
1
Result is inverted
No
Yes
Read input object value after voltage recovery
No
Yes
Output send when
Receiving a new telegram
Every change of output object
Send delay time: Base
5s
actor: 1..255
2

□ □

□ □ □□□□□ □□□ □ □□□□ □□k □□□

□□□ □ □□k

□□ □ □□k

□ □ □□ □ □□k □□ □□ k

□ □

□ □ □□□□□ □ k □□□

□ □

□ □ □□ □□□□□□□□ k □□□

□□ □ k

□ □ □ k

□ □

□ □ □□□ □ □□ □ □□□ □ □□□k □□□

□ □

□ □ □□ □□□□□□□ k □□□

□□ □□□□ □□□□□□ □ k

□□□□□ □ □ □ k

□□□□□□□□□□ □□□□□□□ □ k

□ □

□□ □□□□□□ □□ □ k □ □ □□ □ k

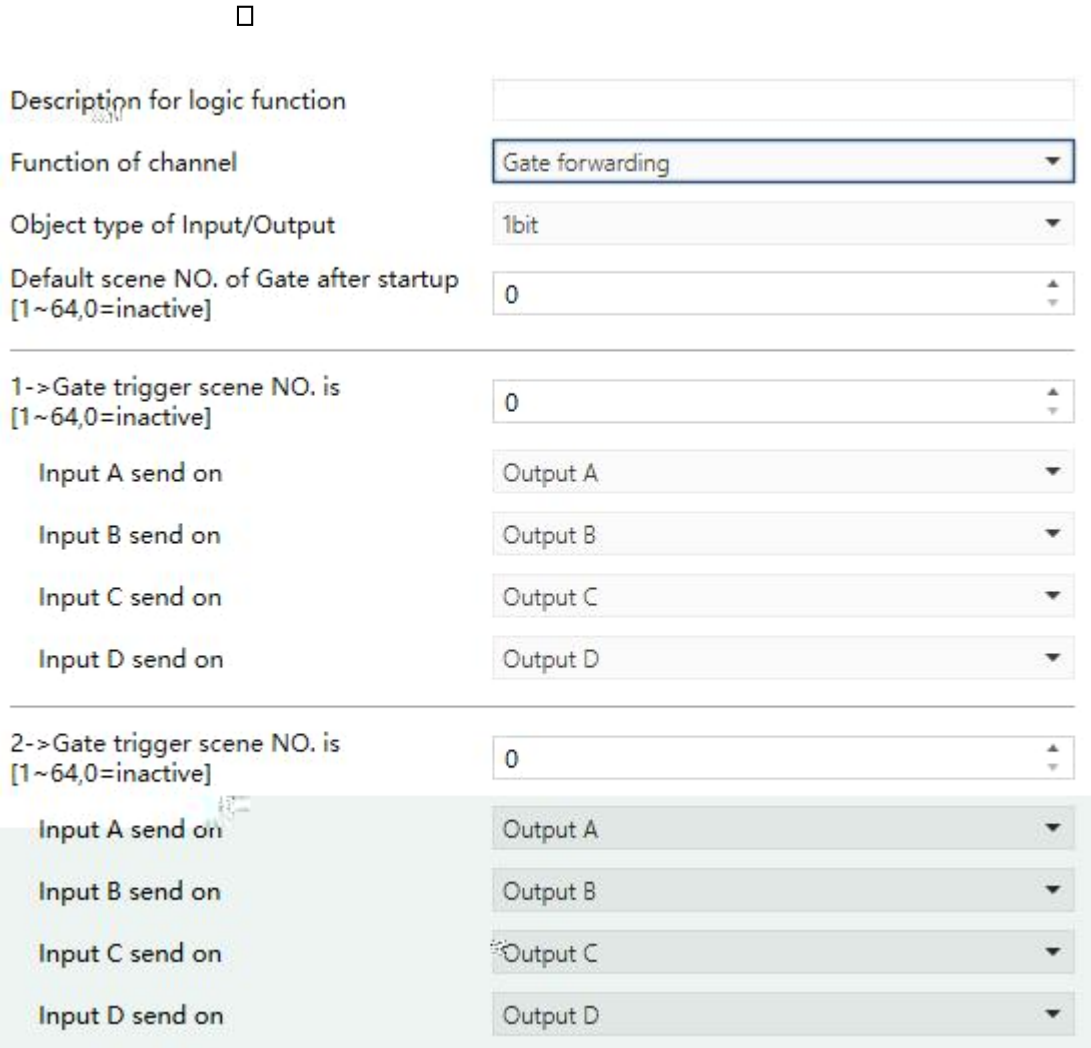
Description for logic function
Function of channel
Gate forwarding
Object type of Input/Output
1bit
Default scene NO. of Gate after startup [1~64,0=inactive]
0
1->Gate trigger scene NO. is [1~64,0=inactive]
0
Input A send on
Output A
Input B send on
Output B
Input C send on
Output C
Input D send on
Output D
2->Gate trigger scene NO. is [1~64,0=inactive]
0
Input A send on
Output A
Input B send on
Output B
Input C send on
Output C
Input D send on
Output D

□ □

□ □ □□□ □□□ □□□□□□ □ □□□ □□ □□□k

□□□ □ □

□□ □ □ □ □□ □□ □ □k

□ □

□ □ □□□□□□ □ □ k□ □□□ □ □□□□k

□□□ □ □

□ □

□ □ □□□ □□□ □□ k □□□

□ □□□ □ □ □ □ □ □ □k

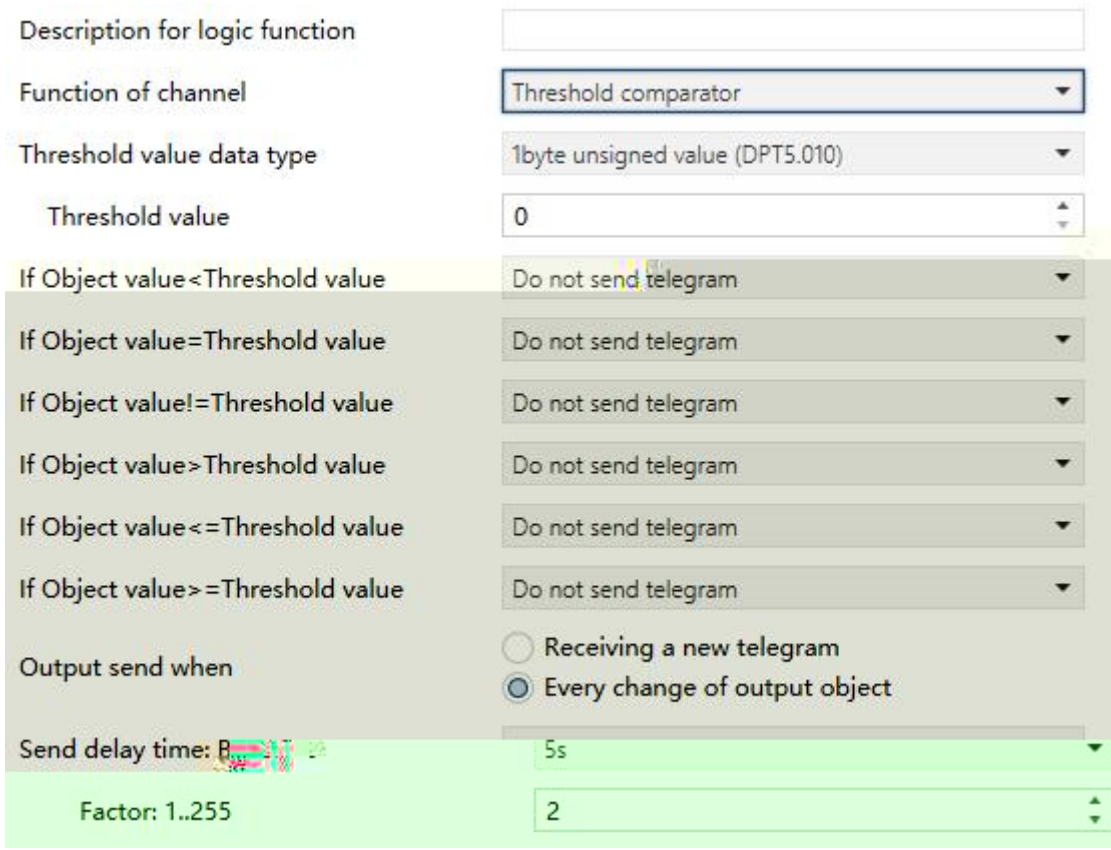
Description for logic function
Function of channel
Threshold comparator
Threshold value data type
1byte unsigned value (DPT5.010)
Threshold value
0
If Object value<Threshold value
Do not send telegram
If Object value=Threshold value
Do not send telegram
If Object value!=Threshold value
Do not send telegram
If Object value>Threshold value
Do not send telegram
If Object value<=Threshold value
Do not send telegram
If Object value>=Threshold value
Do not send telegram
Output send when
Receiving a new telegram
Every change of output object
5s
Factor: 1..255
2







□ □□□ □□□□ k

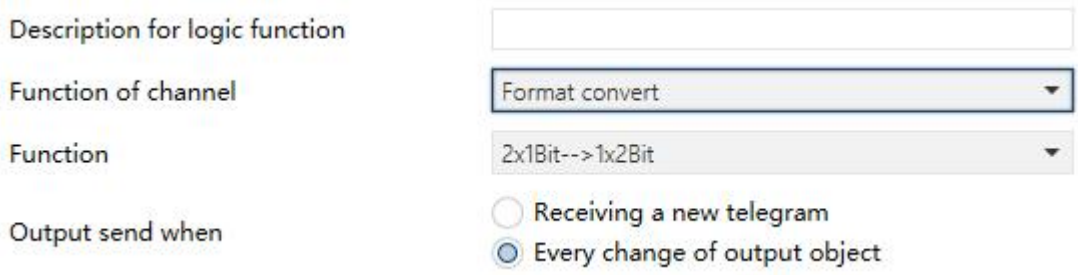
Description for logic function
Function of channel
Format convert
Function
2x1Bit-->1x2Bit
Output send when
Receiving a new telegram
Every change of output object

□□□□□ □ □ □ k

□□□□□□□□□□ □□□□□□□ □ k

□□□□

Scene Group 1 Function ☑
Scene Group 2 Function ☐
Scene Group 3 Function ☐
Scene Group 4 Function ☐
Scene Group 5 Function ☐
Scene Group 6 Function ☐
Scene Group 7 Function ☐
Scene Group 8 Function ☐

□ □ □□□□

Output 1 Function ☑
Output 2 Function ☐
Output 3 Function ☐
Output 4 Function ☐
Output 5 Function ☐
Output 6 Function ☐
Output 7 Function ☐
Output 8 Function ☐

□ □ □□□□

1bit
[1~64,0=inactive]
Object value of Output 1
0
1
Delay time for sending [0..255]
0
*0.1s
2->Output 1 trigger scene NO. is
[1~64,0=inactive]
0
Object value of Output 1
0
1
Delay time for sending [0..255]
0
*0.1s

• •

□ □ □ □ □ □ k

□ □ □ □

□ □ □ □

□ □ □ □ □ □ □ □ □ k □ □ □ □ □ □ k

□ □ □ □ k

• • 3ÐX@Ð • C1r

□ □ □ □ □ □ □ □ □ □ k

□ □ □ □ □

□ □ □ □ □

□ .<

□

□ □ □□□

□ □ □□□

□ □□ □□□ □ k □□□

□ □□ □□□ □ k □□□

□ □□□ □ □ □k □□

Description (max 30char.)

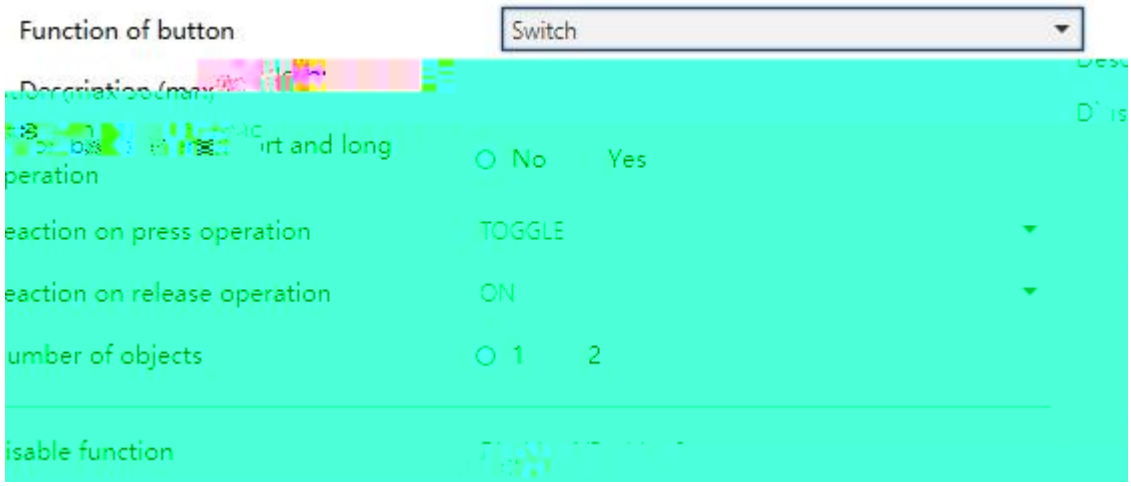
Function of button
Switch
No
Yes
TOGGLE
ON
1
2





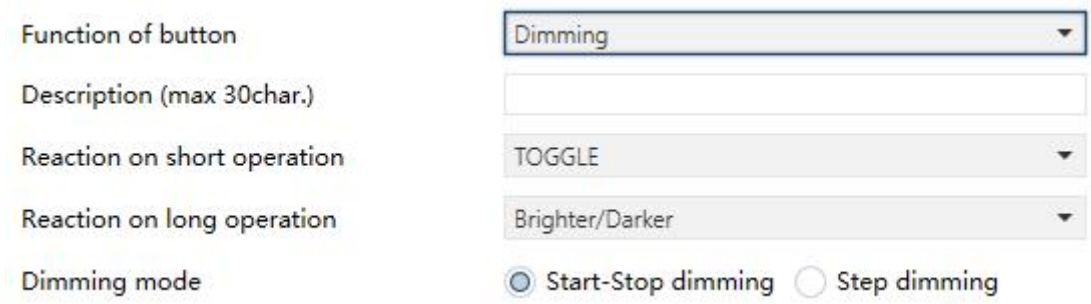
Function of button
Dimming
Description (max 30char.)
Reaction on short operation
TOGGLE
Reaction on long operation
Brighter/Darker
Dimming mode
Start-Stop dimming
Step dimming

k



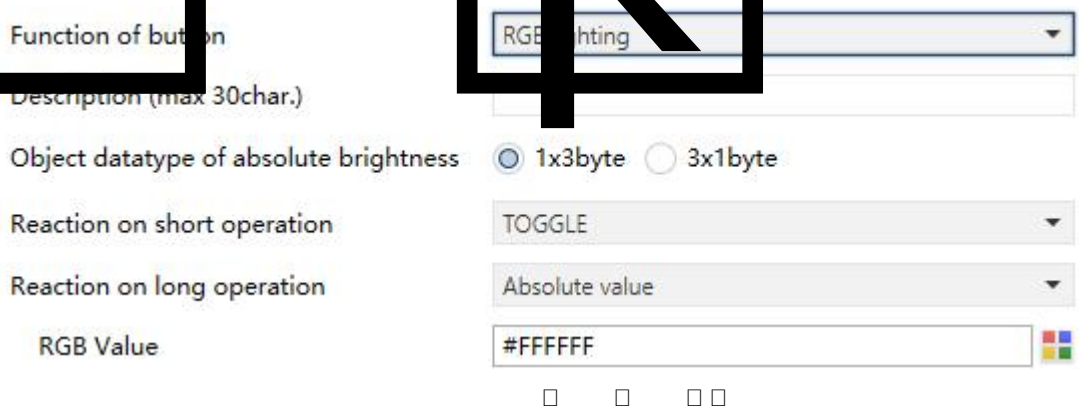
Function of button
RGB Lighting
Description (max 30char.)
Object datatype of absolute brightness
1x3byte
3x1byte
Reaction on short operation
TOGGLE
Reaction on long operation
Absolute value
RGB Value
#FFFFFF

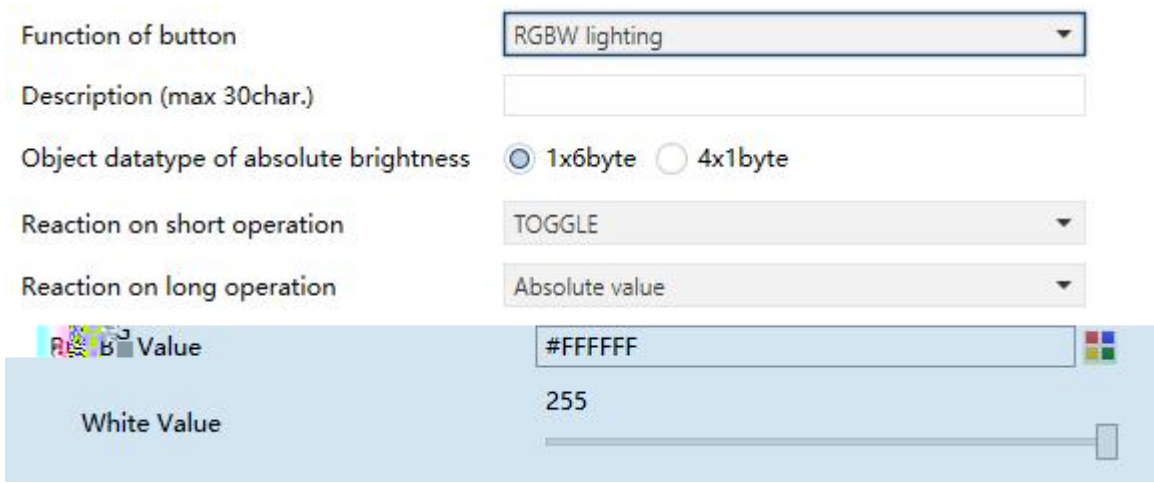
Function of button
RGBW lighting
Description (max 30char.)
Object datatype of absolute brightness
1x6byte
4x1byte
Reaction on short operation
TOGGLE
Reaction on long operation
Absolute value
Value
#FFFFFF
White Value
255

□ □ □ □

□ □ □ k □ □ □ □ □ □ k

□ □

□ □ □ □

□ □ □ k □ □ □ □ □ □ □ □ k

□ □

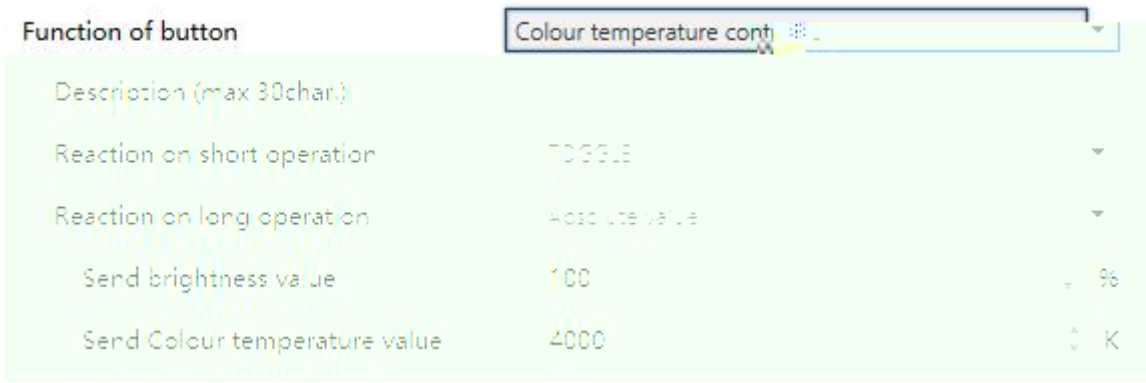
Function of button
Colour temperature cont
Description (max 30char.)
Reaction on short operation
TOGGLE
Reaction on long operation
Send brightness value
100
%
Send Colour temperature value
4000
K

k

k

k

Function of button
Value sender
Description (max 30char.)
Reaction on short operation
1bit value[ON/OFF]
Value 1
OFF
ON

Function of button: Scene control
Description (max 30char.):
Reaction on short operation: Recall scene
8 bit scene number: Scene No.1
Reaction on long operation: Store scene
8 bit scene number: Scene No.1
Number of objects: 1 2



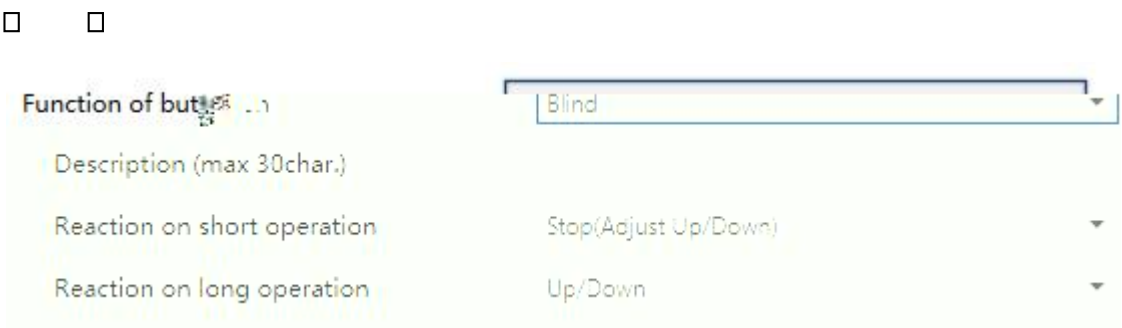
Blind
Description (max 30char.)
Reaction on short operation
Stop(Adjust Up/Down)
Reaction on long operation
Up/Down



□ □ k

□□ □ k

□□ □ □ k

□□□ □ □□ □ □□ □□ k □ □□ □ □ □ □

□ □□□□ □ □□ □□ □ □ □ k

□□ □□□ □ □ □ k

□□ □□□ □ □ □ k

□□□ □ □□□ □ □ □ □ □□ k □ □□ □

□ □ □□□ □ □□ □ □ □ □ k

□ □ □ □

□□ □□ □ k □□ □ □ □ □ □ □□□ k

□□□ □ □ □

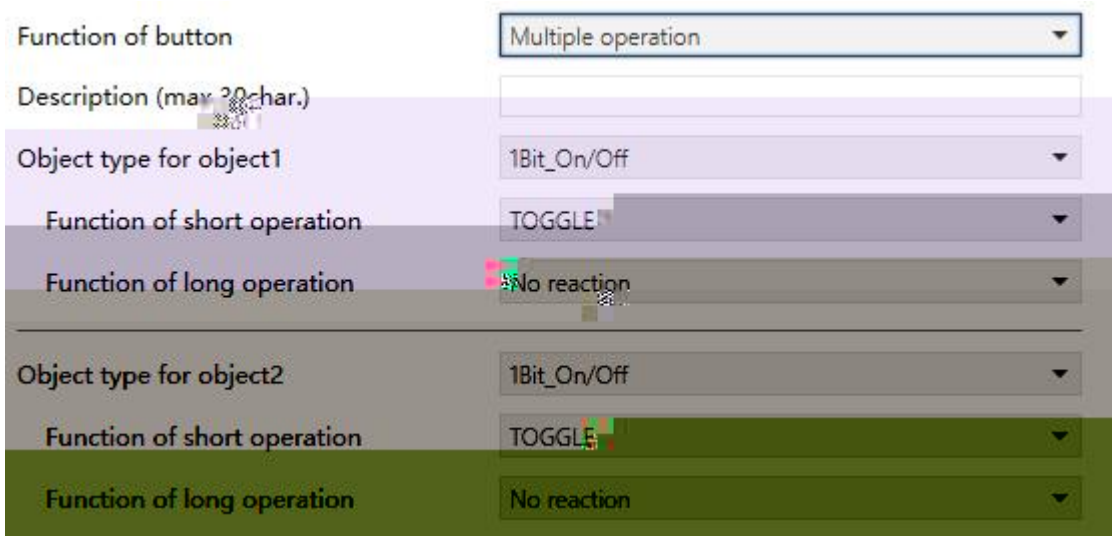
Function of button
Multiple operation
Description (max 30 char.)
Object type for object1
1Bit_On/Off
Function of short operation
TOGGLE
Function of long operation
No reaction
Object type for object2
1Bit_On/Off
Function of short operation
TOGGLE
Function of long operation
No reaction

k

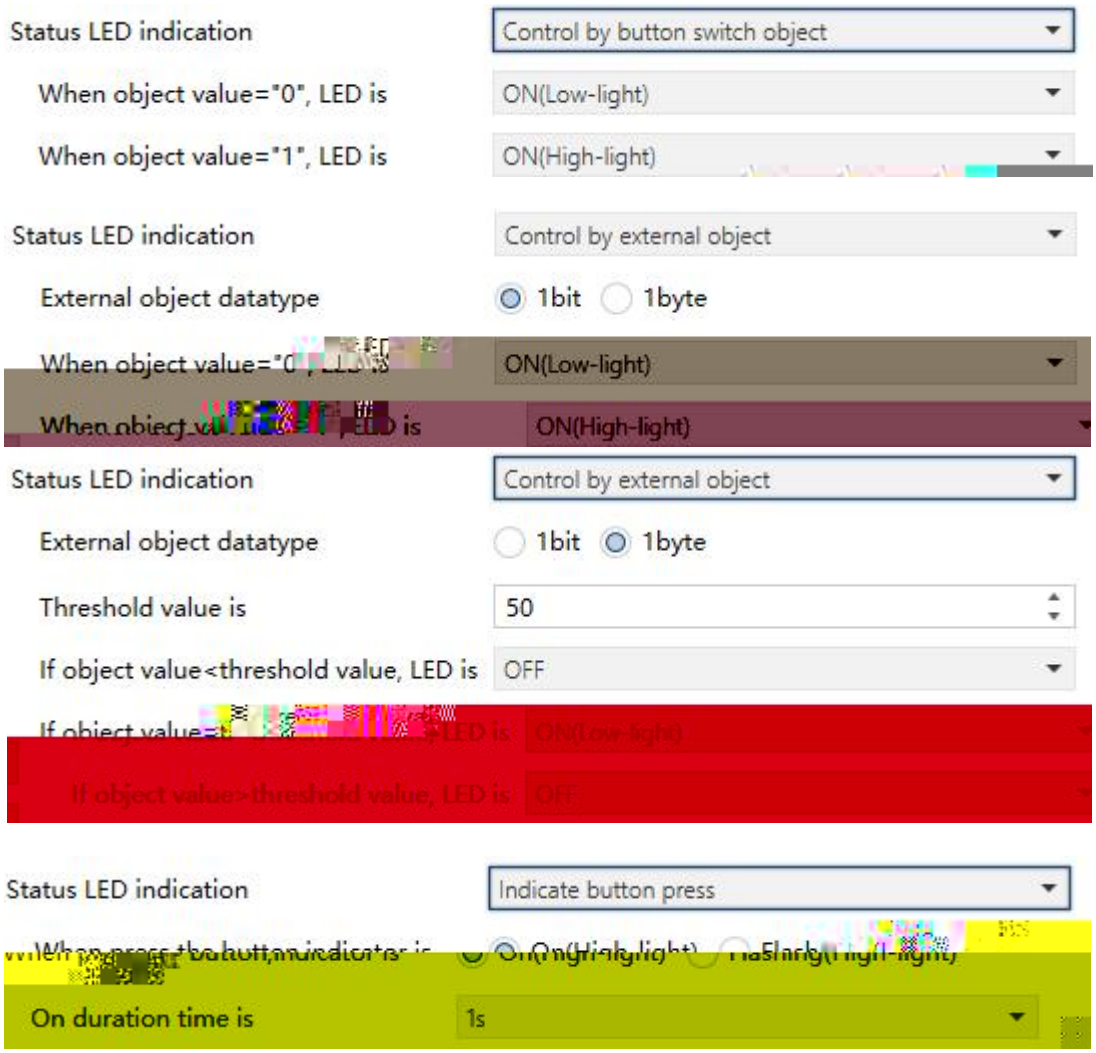
Status LED indication
Control by button switch object
When object value="0", LED is
ON(Low-light)
When object value="1", LED is
ON(High-light)
Status LED indication
Control by external object
External object datatype
1bit
1byte
When object value="0", LED is
ON(Low-light)
When object value="1", LED is
ON(High-light)
Status LED indication
Control by external object
External object datatype
1bit
1byte
Threshold value is
50
If object value<threshold value, LED is
OFF
If object value=threshold value, LED is
ON(Low-light)
If object value>threshold value, LED is
OFF
Status LED indication
Indicate button press
When press the button, indicator is
On(High-light)
Flashing(High-light)
On duration time is
1s

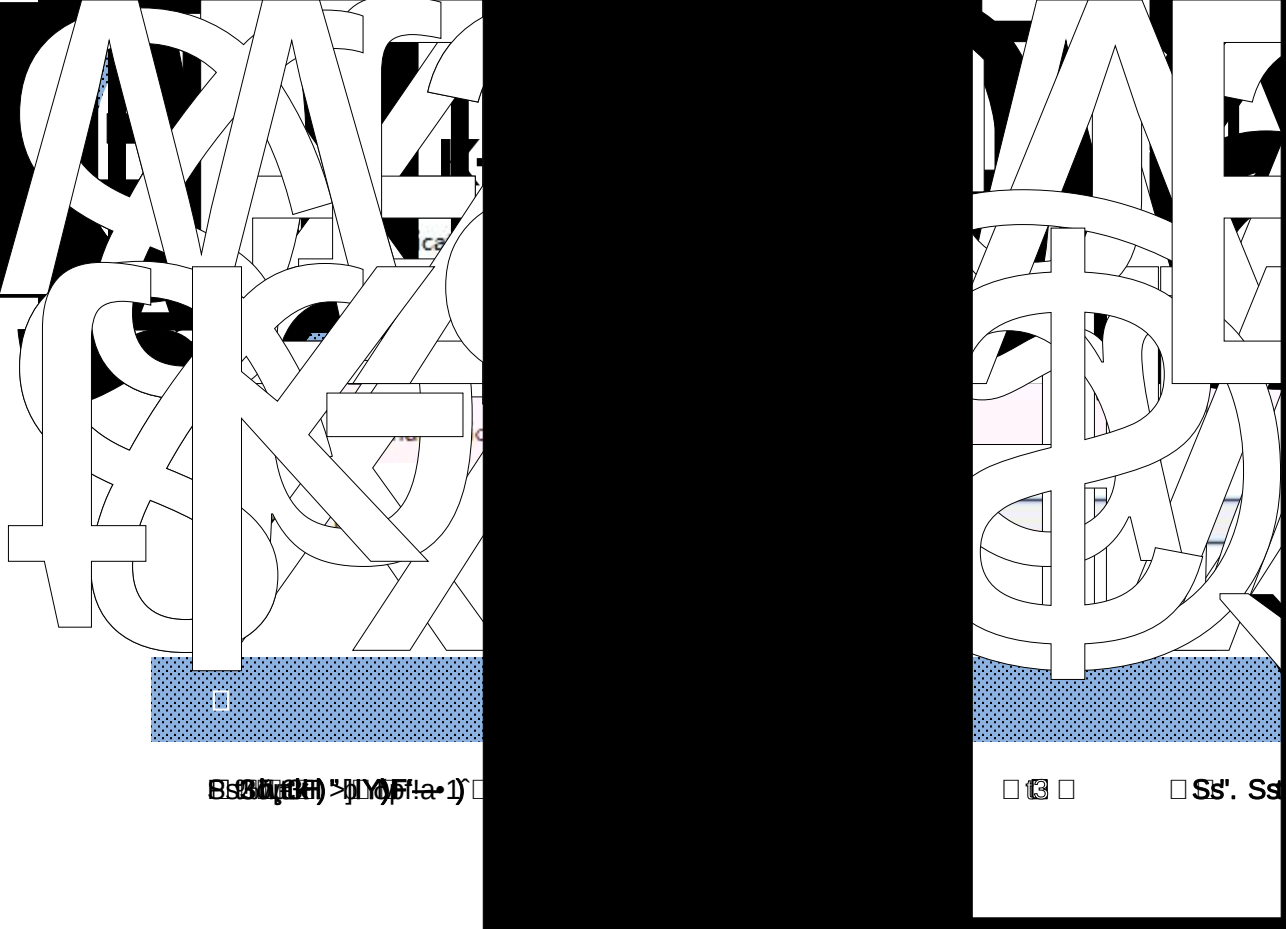



□ □ □ □

□ □□□ □ □□□□□□□ □ □□ k □□□

□□ □ □ □□ □□

□ □ □□ □ □ □ □□ k □□□

□

□ □ □

□ □ □□

□ □ □□ □ □ k □□□

□ □ □

□ □ □□ □ □ □ k □□□

□ □ □

□ □ □□ □ □ □ k □□□

Output 1
Output 2
Output 3
Output 4



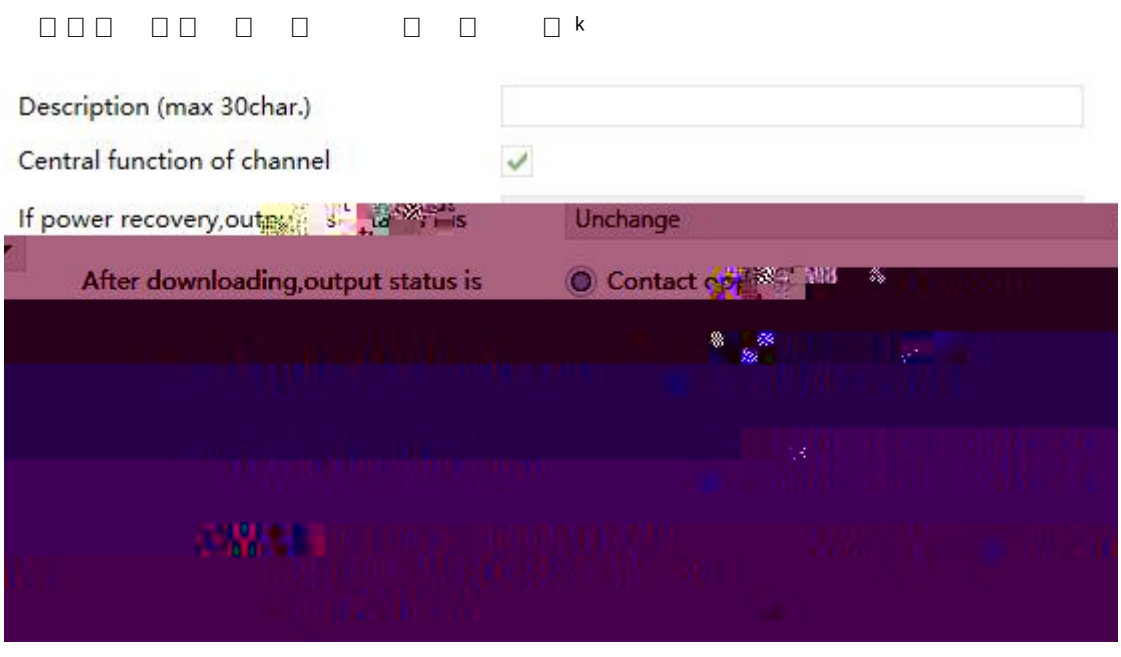
Description (max 30char.)
Central function of channel
Unchange
After downloading,output status is

□ □

□ □□□□□□ □□□ □ □ k

□ □

□ □□□□□□□ □ k

□ □□□□ □ □ □ k

□ □

□ □□□ □ □ □□ □ □ □ k □□□

□ □

□ □□ □□ □□ □□ □□□ □ □ □ k □□□

□ □

□ □□ □□ □□ □ □□ □ □ k

□ □ □□ □□ □ □□ □ □ k

□ □ □□ □□ □□ □ □ □□□□□

k

□ □

□ □□□ □□ □ □ □□ □□ □ k □□□

□ □ □ □ □ □ □□ □ □ □□□ □

□□□ □ □ □ □ □ □

□ □ □□□ □ □ □ □ □ □

□ □ k

□ □

□ □□ □ □ k □□□

□□ □□□ □ □ □ □□□□ □ □

□ □□□□ □ k

□□ □□ □ k

□□□□ □ □ □ □ □ □ □□ □ □ □ □ □

□ □ k

□ □

□ □□□ □ □□ □□□□ □ □ k □□□

k

k

k

□□□□

□ □ □□□□ □ □ □ □□

□□ □ □ □□ k

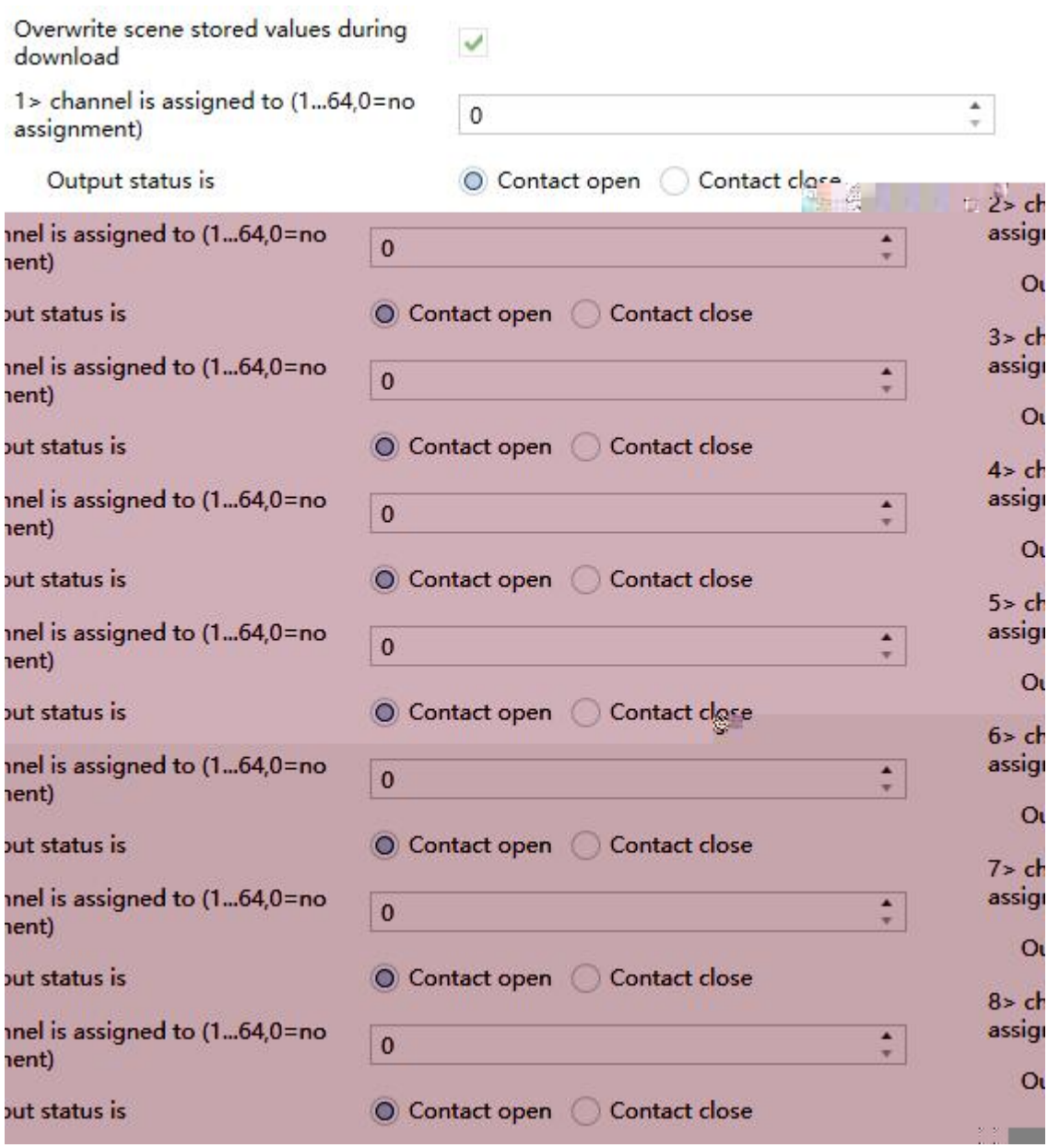
Overwrite scene stored values during download
1> channel is assigned to (1...64,0=no assignment)
0
Output status is
Contact open
Contact close
2> ch
assig
3> ch
assig
4> ch
assig
5> ch
assig
6> ch
assig
7> ch
assig
8> ch
assig

□□□□□ □

□ □

□ □□ □□ □ □ □□□ □ k

□ □ □ □□ □ □□ □ □ □ □□□□ □□□ □

□ □ □ □□□ □ □□ k

□ □ □ □□ □ □□ □ □ □ □□□□ □□□ □ □

□ □□ □□□ □ □□ k

□ □

□□□ □ □ □ k □□□ □□ □ □ k

□□□ □

□□ □□□□ □ □ □ □ k □ □ □ □ □

□ □ □ k

□ □

□ □ □□□□ □□□□ □ k □□□

□ □ □□ □□

□□ □ □ □ □ □□□□□ □ □□□ □ □□□ □□□ k

□□ □ □ □□ □□□□ □ □□ □□ □□ □□□ □ □

□□ □□ □□□ □□ □ □□ □ □ □ □□ □□ □□ □□□ k

□□ □

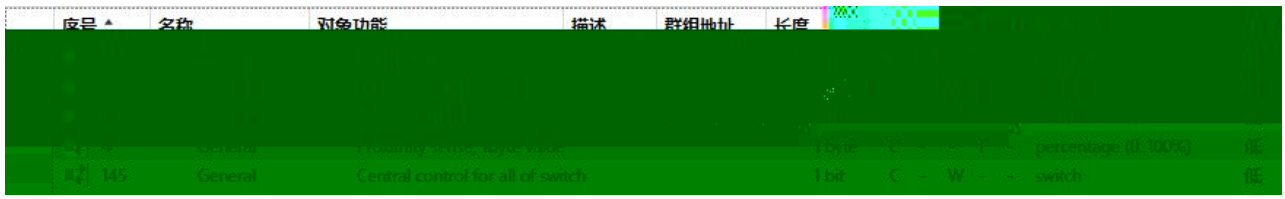
序号
名称
对象功能
描述
群组地址
长度
145
General
Central control for all of switch
1 bit
C
W
switch

□□ □

□	□ □	□	□		
□□□ □□	□	□ □ □ □ □□□ k	□	□□ k	
□□□ □□	□ □□□□	□ k			
□□	□□□ □□	□□□□ □	□ k	□ □	□
˚ ˚ □ □ □□					
˚ ˚ □□					

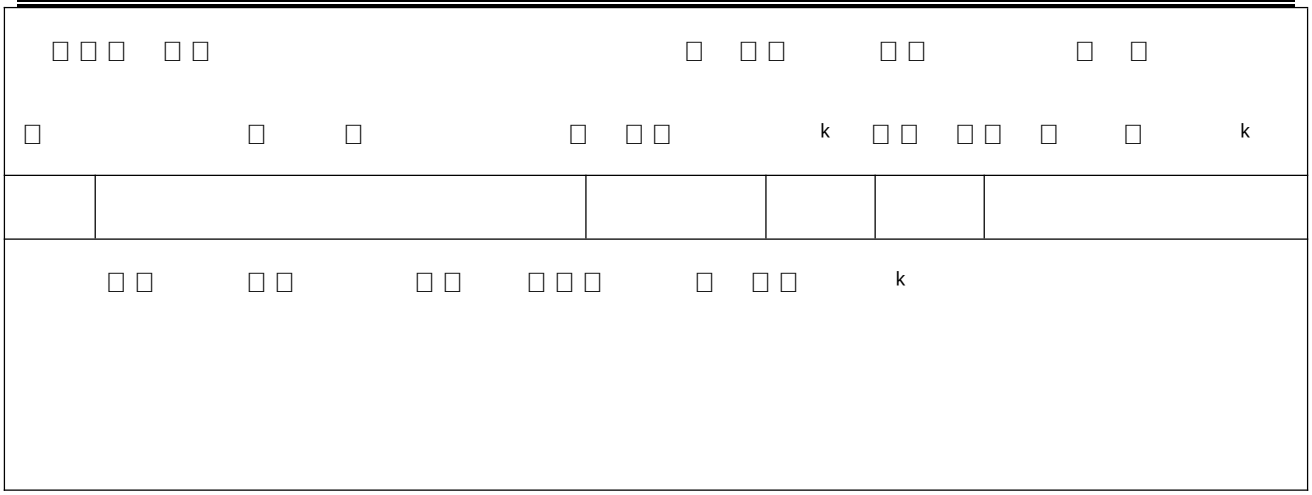

□□ □

□□ □

序号	名称	对象功能	描述	群组地址	长度	C	R	W	T	U	数据类型	优先级
5	1st Logic - ...	Input a			1 bit	C	-	W	T	U	boolean	低
6	1st Logic - ...	Input b			1 bit	C	-	W	T	U	boolean	低
7	1st Logic - ...	Input c			1 bit	C	-	W	T	U	boolean	低
8	1st Logic - ...	Input d			1 bit	C	-	W	T	U	boolean	低
9	1st Logic - ...	Input e			1 bit	C	-	W	T	U	boolean	低
10	1st Logic - ...	Input f			1 bit	C	-	W	T	U	boolean	低
11	1st Logic - ...	Input g			1 bit	C	-	W	T	U	boolean	低
12	1st Logic - ...	Input h			1 bit	C	-	W	T	U	boolean	低
13	1st Logic - ...	Logic result			1 bit	C	-	-	T	-	boolean	低

□□ □

□	□ □	□	□		
□□□ □□ □□□ □ k □ □□ □ □ □ □□ □□ □ k k					
□□□ □□ □□□□□□ k					

□ □□ □

□□ □

序号	名称	对象功能	描述	群组地址	长度	C	R	W	T	U	数据类型	优先级
5	1st Logic - ...	Gate value select			1 byte	C	-	W	-	-	scene number	低
6	1st Logic - ...	Input A			1 bit	C	-	W	-	-	switch	低
7	1st Logic - ...	Input B			1 bit	C	-	W	-	-	switch	低
8	1st Logic - ...	Input C			1 bit	C	-	W	-	-	switch	低
9	1st Logic - ...	Input D			1 bit	C	-	W	-	-	switch	低
10	1st Logic - ...	Output A			1 bit	C	-	-	T	-	switch	低
11	1st Logic - ...	Output B			1 bit	C	-	-	T	-	switch	低
12	1st Logic - ...	Output C			1 bit	C	-	-	T	-	switch	低
13	1st Logic - ...	Output D			1 bit	C	-	-	T	-	switch	低

□□ □

□	□ □	□	□		
□□□ □□ □ □□□□ □ □k					
□□□ □□ □□□□ □ k					
□□□ □□ □ □□□□ □ k□ □□ □ □□ □ □ □ □□ k					

□ □□ □

序号	名称	对象功能	描述	群组地址	长度	C	R	W	T	U	数据类型	优先级
5	1st Logic - ...	Input 1bit-bit0			1 bit	C	-	W	-	U	boolean	低
6	1st Logic - ...	Input 1bit-bit1			1 bit	C	-	W	-	U	boolean	低
7	1st Logic - ...	Input 1bit-bit2			1 bit	C	-	W	-	U	boolean	低
8	1st Logic - ...	Input 1bit-bit3			1 bit	C	-	W	-	U	boolean	低
9	1st Logic - ...	Input 1bit-bit4			1 bit	C	-	W	-	U	boolean	低
10	1st Logic - ...	Input 1bit-bit5			1 bit	C	-	W	-	U	boolean	低
11	1st Logic - ...	Input 1bit-bit6			1 bit	C	-	W	-	U	boolean	低
12	1st Logic - ...	Input 1bit-bit7			1 bit	C	-	W	-	U	boolean	低
13	1st Logic - ...	Output 1byte			1 byte	C	-	-	T	-	counter pulses (0..255)	低

序号	名称	对象功能	描述	群组地址	长度	C	R	W	T	U	数据类型	优先级
5	1st Logic - ...	Input 1byte			1 byte	C	-	W	-	U	counter pulses (0..255)	低
13	1st Logic - ...	Output 2byte			2 bytes	C	-	-	T	-	pulses	低

序号	名称	对象功能	描述	群组地址	长度	C	R	W	T	U	数据类型	优先级
5	1st Logic - ...	Input 1byte-low			1 byte	C	-	W	-	U	counter pulses (0..255)	低
6	1st Logic - ...	Input 1byte-high			1 byte	C	-	W	-	U	counter pulses (0)	低

序号	名称	对象功能	描述	群组地址	长度	C	R	W	T	U	数据类型	优先级
5	1st Logic - ...	Input 2byte-low			2 bytes	C	-	W	-	U	pulses	低
6	1st Logic - ...	Input 2byte-high			2 bytes	C	-	W	-	U	pulses	低
13	1st Logic - ...	Output 4byte			4 bytes	C	-	-	T	-	counter pulses (unsigned)	低

序号	名称	对象功能	描述	群组地址	长度	C	R	W	T	U	数据类型	优先级
5	1st Logic - ...	Input 2byte			2 bytes	C	-	W	-	U	pulses	低
12	1st Logic - ...	Output 1byte-low			1 byte	C	-	-	T	-	counter pulses (0..255)	低
13	1st Logic - ...	Output 1byte-high			1 byte	C	-	-	T	-	counter pulses (0..255)	低

序号	名称	对象功能	描述	群组地址	长度	C	R	W	T	U	数据类型	优先级
5	1st Logic - ...	Input 4byte			4 bytes	C	-	W	-	U	counter pulses (unsigned)	低
12	1st Logic - ...	Output 2byte-low			2 bytes	C	-	-	T	-	pulses	低
13	1st Logic - ...	Output 2byte-high			2 bytes	C	-	-	T	-	pulses	低

序号	名称	对象功能	描述	群组地址	长度	C	R	W	T	U	数据类型	优先级
5	1st Logic - ...	Input 3byte			3 bytes	C	-	W	-	U	RGB value 3x(0..255)	低
11	1st Logic - ...	Output 1byte-low			1 byte	C	-	-	T	-	counter pulses (0..255)	低
12	1st Logic - ...	Output 1byte-middle			1 byte	C	-	-	T	-	counter pulses (0..255)	低
13	1st Logic - ...	Output 1byte-high			1 byte	C	-	-	T	-	counter pulses (0..255)	低

序号	名称	对象功能	描述	群组地址	长度	C	R	W	T	U	数据类型	优先级
5	1st Logic - ...	Input 1byte-low			1 byte	C	-	W	-	U	counter pulses (0..255)	低
6	1st Logic - ...	Input 1byte-middle			1 byte	C	-	W	-	U	counter pulses (0..255)	低
7	1st Logic - ...	Input 1byte-high			1 byte	C	-	W	-	U	counter pulses (0..255)	低

□	□ □	□	□		
□□□ □□ □ □□□ □ k					
□□□ □□ □ □ □ k					

□ □□ □

序号	名称	对象功能	描述	群组地址	长度	C	R	W	T	U	数据类型	优先级
146	Scene Group	Main scene trigger			1 byte	C	-	W	-	-	scene number	低
147	1st Scene Gro[illegible] Output 1	1bit value			1 bit	C	-	-	T	-	switch	低

序号	名称	对象功能	描述	群组地址	长度	C	R	W	T	U	数据类型	优先级
[illegible]	[illegible]	[illegible]			[illegible]	[illegible]					[illegible]	[illegible]
147	1st Scene Group-Output 1	1byte unsigned value			1 byte	C	-	-	T	-	counter pulses (0..255)	低

序号	名称	对象功能	描述	群组地址	长度	C	R	W	T	U	数据类型	优先级
146	Scene Group	Main scene trigger			1 byte	C	-	W	-	-	scene number	低
147	1st Scene Group-Output 1	HVAC mode			1 byte	C	-	-	T	-	HVAC mode	低

序号	名称	对象功能	描述	群组地址	长度	C	R	W	T	U	数据类型	优先级
146	Scene Group	Main scene trigger			1 byte	C	-	W	-	-	scene number	低
147	1st Scene [illegible]oup-Output 1	2byte unsigned value			2 bytes	C	-	-	T	-	pulses	低

序号	名称	对象功能	描述	群组地址	长度	C	R	W	T	U	数据类型	优先级
146	Scene Group	Main scene trigger			1 byte	C	-	W	-	-	scene number	低
147	1st Scene Group-Output 1	Temp[illegible]			[illegible]	[illegible]					[illegible]	[illegible]

序号	名称	对象功能	描述	群组地址	长度	C	R	W	T	U	数据类型	优先级
146	Scene Group	Main scene trigger			1 byte	C	-	W	-	-	scene number	低
147	1st Scene Group-Output 1	RGB value			3 bytes	C	-	-	T	-	RGB value 3x(0..255)	低

序号	名称	对象功能	描述	群组地址	长度	C	R	W	T	U	数据类型	优先级
146	Scene Group	Main scene trigger			1 byte	C	-	W	-	-	scene number	低
147	1st Scene Group-Output 1	RGBW value			6 bytes	C	-	-	T	-	RGBW value 4x(0..100%)	低

k

k

k

□□ □

序号	名称	对象功能	描述	群组地址	长度	C	R	W	T	U	数据类型	优先级
77	Button 1 - ...	Switch			1 bit	C	-	W	T	U	switch	低

序号	名称	对象功能	描述	群组地址	长度	C	R	W	T	U	数据类型	优先级
77	Button 1 - ...	Press, Switch			1 bit	C	-	W	T	U	switch	低
78	Button 1 - ...	Release, Switch			1 bit	C	-	W	T	U	switch	低

序号	名称	对象功能	描述	群组地址	长度	C	R	W	T	U	数据类型	优先级
77	Button 1 - ...	Short, Switch			1 bit	C	-	W	T	U	switch	低
78	Button 1 - ...	L...										

序号	名称	对象功能	描述	群组地址	长度	C	R	W	T	U	数据类型	优先级

序号	名称	对象功能	描述	群组地址	长度	C	R	W	T	U	数据类型	优先级
77	Button 1 - ...	Switch			1 bit	C	-	W	T	U	switch	低
78	Button 1 - ...	RGB dimming value			3 bytes	C	-	-	T	-	RGB value 3x...	低
78	Button 1 - ...	Red dimming value			1 byte	C	-	-	T	-	percentage (...	低
79	Button 1 - ...	Green dimming value			1 byte	C	-	-	T	-	percentage (...	低
80	B... 1 - ...	Blue dimming value			1 byte	C	-	-	T	-	percentage (...	低
82	Button 1 - ...	Disable			1 bit	C	-	W	-	-	enable	低
83	B...											

序号	名称	对象功能	描述	群组地址	长度	C	R	W	T	U	数据类型	优先级
77	Button 1 - ...	Switch			1 bit	C	-	W	T	U	switch	低
78	Button 1 - ...	RGBW dimming value			6 bytes	C	-	-	T	-	RGBW value...	低
78	Button 1 - ...	Red dimming value			1 byte	C	-	-	T	-	percentage (...	低
79	Button 1 - ...	Green dimming value			1 byte	C	-	-	T	-	percentage (...	低
80	Button 1 - ...	Blue dimming value			1 byte	C	-	-	T	-	percentage (...	低
81	Button 1 - ...	White dimming value			1 byte	C	-	-	T	-	percentage (...	低

序号	名称	对象功能	描述	群组地址	长度	C	R	W	T	U	数据类型	优先级
77	Button 1 - ...	Switch			1 bit	C	-	W	T	U	switch	低
78	Button 1 - ...	Brightness value			1 byte	C	-	-	T	-	percentage (...	低
79	Button 1 - ...	Colour temperature va...										
83	Button 1 - ...	LED status			1 bit	C	-	W	T	U	counter puls...	低

序号	名称	对象功能	描述	群组地址	长度	C	R	W	T	U	数据类型	优先级
77	Button 1 - ...	Short, 1bit value			1 bit	C	-	-	T	-	switch	低
78	Button 1 - ...	Long, 1bit value			1 bit	C	-	-	T	-	switch	低

序号	名称	对象功能	描述	群组地址	长度	C	R	W	T	U	数据类型	优先级
77	Button 1 - ...	Short, 2bit value			2 bit	C	-	-	T	-	switch control	低
78	Button 1 - ...	Long, 2bit value			2 bit	C	-	-	T	-	switch control	低

序号	名称	对象功能	描述	群组地址	长度	C	R	W	T	U	数据类型	优先级
77	Button 1 - ...	Short, 1byte value			1 byte	C	-	-	T	-	counter puls...	低
78	Button 1 - ...	Long, 1byte value			1 byte	C	-	-	T	-	counter puls...	低

序号	名称	对象功能	描述	群组地址	长度	C	R	W	T	U	数据类型	优先级
77	Button 1 - ...	Short, 2byte value			2 bytes	C	-	-	T	-	pulses	低
78	Button 1 - ...	Long, 2byte value			2 bytes	C	-	-	T	-	pulses	低

序号	名称	对象功能	描述	群组地址	长度	C	R	W	T	U	数据类型	优先级
77	Button 1 - ...	Short, 2byte float value			2 bytes	C	-	-	T	-	2-byte float...	低
78	Button 1 - ...	Long, 2byte float value			2 bytes	C	-	-	T	-	2-byte float...	低

序号	名称	对象功能	描述	群组地址	长度	C	R	W	T	U	数据类型	优先级
77	Button 1 - ...	Short, 4byte value			4 bytes	C	-	-	T	-	counter pulses (unsigned)	低
78	Button 1 - ...	Long, 4byte value			4 bytes	C	-	-	T	-	counter pulses (unsigned)	低

序号	名称	对象功能	描述	群组地址	长度	C	R	W	T	U	数据类型	优先级
77	Button 1 - ...	Short, 4byte float value			4 bytes	C	-	-	T	-	4-byte float value	低
78	Button 1 - ...	Long, 4byte float value			4 bytes	C	-	-	T	-	4-byte float value	低

序号	名称	对象功能	描述	群组地址	长度	C	R	W	T	U	数据类型	优先级
77	Button 1 - ...	Scene			1 byte	C	-	-	T	-	scene control	低
77	Button 1 - ...	Short, Scene			1 byte	C	-	-	T	-	scene control	低
82	Button 1 - ...	Disable			1 bit	C	-	W	-	-	enable	低
83	Button 1 - ...	LED status			1 bit	C	-	W	T	U	switch	低

序号	名称	对象功能	描述	群组地址	长度	C	R	W	T	U	数据类型	优先级
77	Button 1 - ...	Up/Down, Blind			1 bit	C	-	W	T	-	up/down	低
78	Button 1 - ...	Stop/Adjust, Blind			1 bit	C	-	W	T	-	step	低
82	Button 1 - ...	Disable			1 bit	C	-	W	-	-	enable	低
83	Button 1 - ...	LED status			1 bit	C	-	W	T	U	switch	低

□ □ □ □

□□ □ □ □ □ k

□ □ □ □ □ □ □ □ □ □ □ □ □

□ □ □ □□ □ □ □ □ □ □ □ □ □

□ □ □ □ □ □ □ □ □ □ k

□ □ □ k □

, ,

, ,

□□ □ □ □ □ □ □ □□ □ □ □ □□

□ □ □ k

□ □ □ □ □ □ □ □ □ □ □

GVS K-BUS

□□□ □ □□□ □ □□□ □ □□□ □

□□□□ □

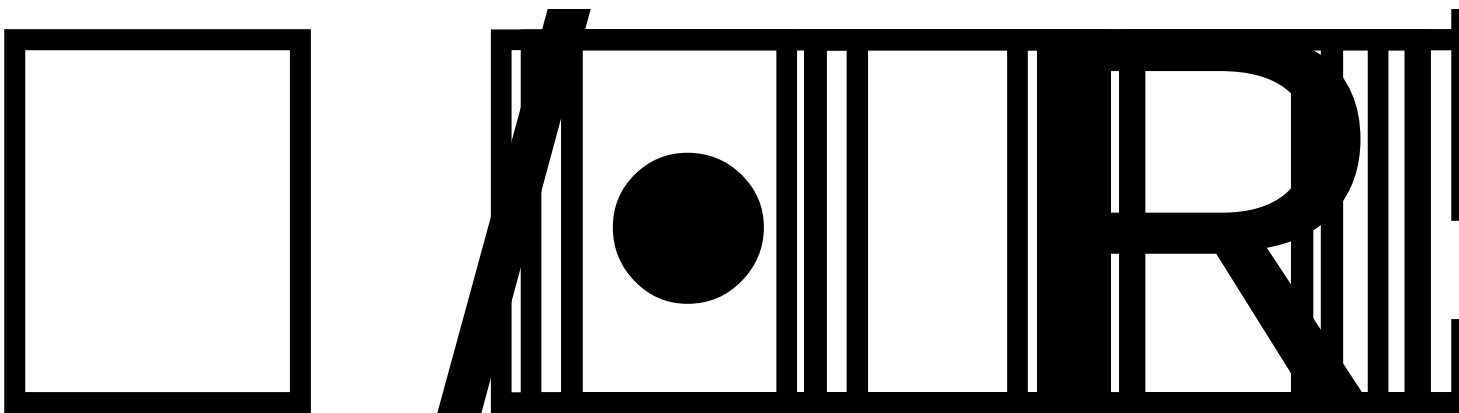

□ □ □ □ □ □ k □ □ □ □ □

□ □ □ k

□ □ □ □ □ □ □ k □ □ □ □ □ □ □

□ k

□ □ □ □ □ k □ □ □ □ □ k

□ □ □ □ □ k

□ □ □ □ □ □

□ □□ □□ □□ □□

□ □

□ □ □ □ k

□ □ □ □

□□	□
	□□ □ □□ □ □□ □ □□ □
	□ □ □ □

□□□□ □ □ □□ □ □ □ k □□□□ □ □

□□ □ □ □ k

□ □□ □□ □ ! □ ! □ k □□ □

□□□□ □□ □ □□ □ k □

□□

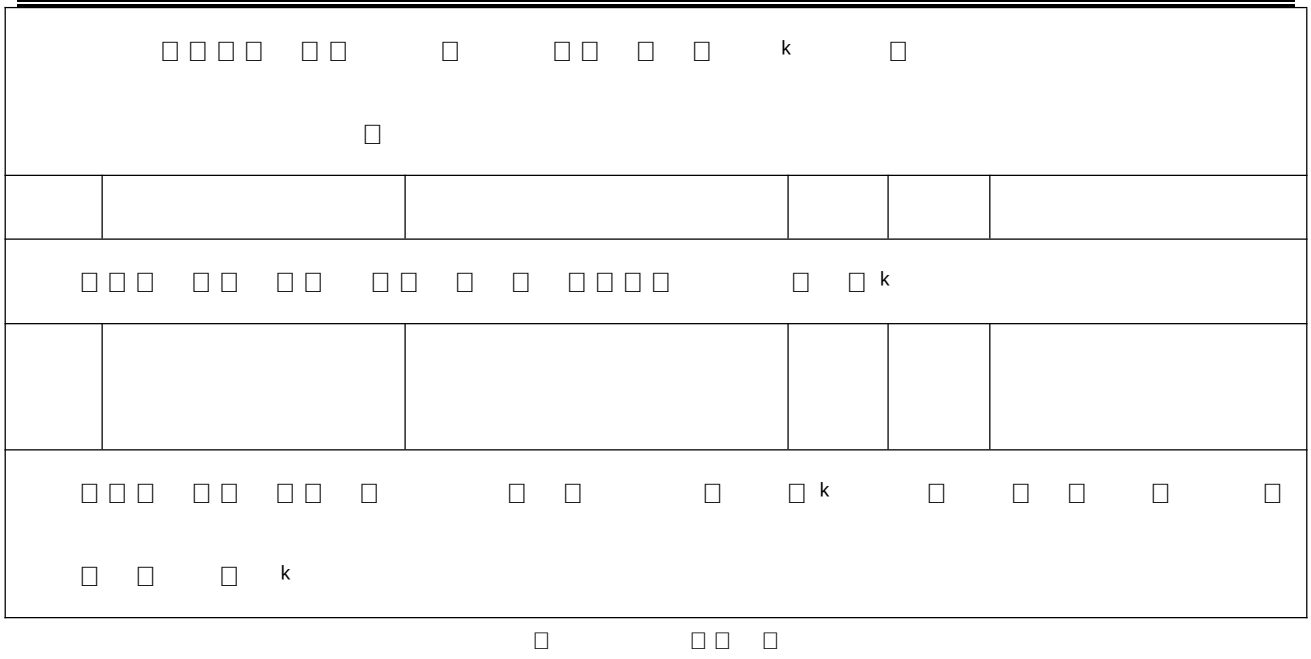

	序号	名称	对象功能	描述	群组地址	长度	C	R	W	T	U	数据类型	优先级
	133	Output 1-...	Switch			1 bit	C	-	W	-	-	switch	低
	134	Output 1-...	Switch status			1 bit	C	-	-	T	-	switch	低
	135	Output 1-	Scene			1 byte							

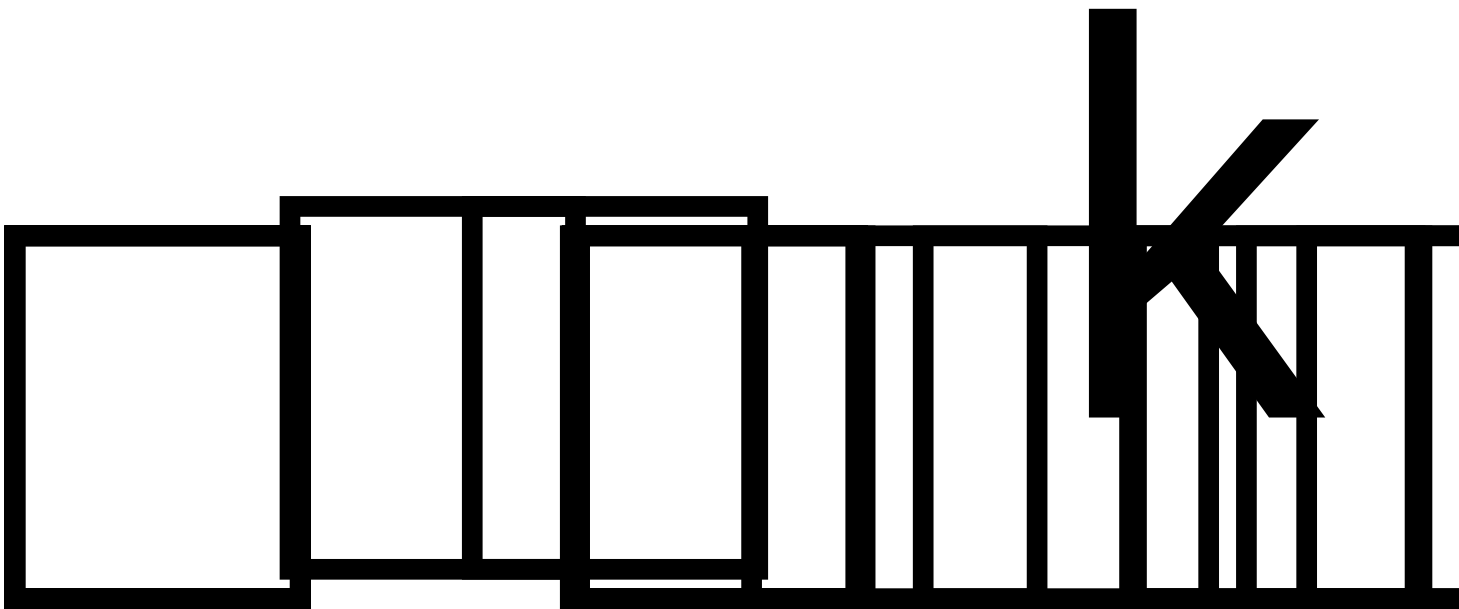

□ □ □ □ k

□□□□ □ □ □□ □ □ □ k □□□□ □ □

□□ □ □ □ k □

□□	□
	□□ □ □□ □ □□ □ □□ □
	□ □ □ □

□ □□ □